


3 Pre-publication draft of developing article on MHPProNews for the topics as shown for third-party artificial intelligence (AI) facts-evidence-analysis (FEA) check purposes.

## **Festivus! Scams! Affordability! Recent Massive Fraud Perpetrated Against Taxpayers and Citizens. Math on 'Free Housing' for ALL Renters. USA New Year 2026 Exclusive Facts-Evidence-Analysis**

News has been described as [the first rough draft of history](#) by Philip Leslie Graham, a newsman who later in his career served as the publisher and co-owner of the [left-leaning Washington Post](#). In several respects, the [start and stop dates for a year are arbitrary social conventions. In the U.S.](#) and much of the world “January 1” represents “New Year’s Day.” [But some parts of the world and certain religious traditions have a different ‘new year’s day.’](#) So, while years and related dating methods are useful, they can also be used to *clarify* as well as to *obscure* or *confuse*. For instance, just before [Christmas](#), Senator Rand Paul (KY-R) dropped via the Senate Homeland Security and Governmental Affairs Committee the annual “[Festivus](#)” report highlighting federal waste, fraud, and abuse (Part I). The importance of that [Festivus](#) report is *not over* just because the calendar moved from 2025 to 2026. From *The Center Square* below is a report about HUD Secretary E. Scott Turner announcing potentially billions in taxpayer rip-offs of U.S. federal housing dollars. As of 12.31.2025 at about 1:32 AM ET, over 2.7 million views on YouTube plus **over 132 million views on X** occurred of the 42-minute version of YouTuber Nick Shirely's "I investigated Minnesota's Billion Dollar Fraud Scandal." To be clear, some have exaggerated Shirely's report in the sense that he 'broke' the story. Local media and previous prosecutions (examples shown below) had already occurred prior to Shirely's revelations. That said, what [Shirely effectively did was to raise the profile of this day care fraud, which often but not always has been tied to individuals of Somalia origins, several of whom were either indicted and/or convicted](#) prior to Shirely's viral expose.

1)

<https://www.youtube.com/watch?v=r8AulCA1aOQ>

 Here is the full 42 minutes of my crew and I exposing Minnesota fraud, this might be my most important work yet. We uncovered over \$110,000,000 in ONE day. Like it and share it around like wildfire! Its time to hold these corrupt politicians and fraudsters accountable

We ALL... [pic.twitter.com/E3Penx2o7a](https://pic.twitter.com/E3Penx2o7a)

— Nick shirley (@nickshirley) [December 26, 2025](#)

2)

<https://www.youtube.com/watch?v=3KRY8y1tY7g>

3) Prior to Shirely's "I investigated Minnesota's Billion Dollar Fraud Scandal" was this about "Somali Fraud."

218,647 views **Dec 8, 2025**

A Minnesota jury found Abdifatah Yusuf guilty of stealing more than \$7 million from the state Medicaid program. Prosecutors said his home-health agency billed for fake services and funneled the money into luxury spending. But months later, a judge stunned the public by overturning the entire verdict, ruling that the evidence was circumstantial and that another person may have been responsible.

4) This next video originally aired in 2013, during the Obama-Biden (D) era on day care fraud in MN. So clearly, some were quite aware of such problems. Some steps had been taken to deal with some of the fraudsters. But obviously, not enough oversight and prosecutions have occurred to root out the purportedly multi-billion-dollar problem Shirley's video and X-post popularized.

[https://www.youtube.com/watch?v=6qV\\_ibwvb\\_0](https://www.youtube.com/watch?v=6qV_ibwvb_0)

5) Let's also note that there is also evidence that similar scams are occurring in Ohio and elsewhere in the U.S.

Over 40 Columbus, Ohio daycare centers opened the same day under one shell organization, raking in \$14 million in taxpayer dollars in 2024.

This is just in one city. It's happening nationwide.

[pic.twitter.com/VD9ck6xUng](https://pic.twitter.com/VD9ck6xUng)

— Benny Johnson (@bennyjohnson) [December 31, 2025](#)

6) MHPProNews previously reported on apparent scams and/or waste in state or federal homelessness programs.

[caption id="attachment\_222279" align="aligncenter" width="600"]



<https://www.manufacturedhomepronews.com/corruption-ignorance-what-explains-800000-per-unit-to-house-homeless-this-is-a-powerful-expose-taxpayers-pay-over-800k-per-unit-for-homeless-housing-lack-of-affordable-housing-f/>

[caption id="attachment\_221616" align="aligncenter" width="600"]



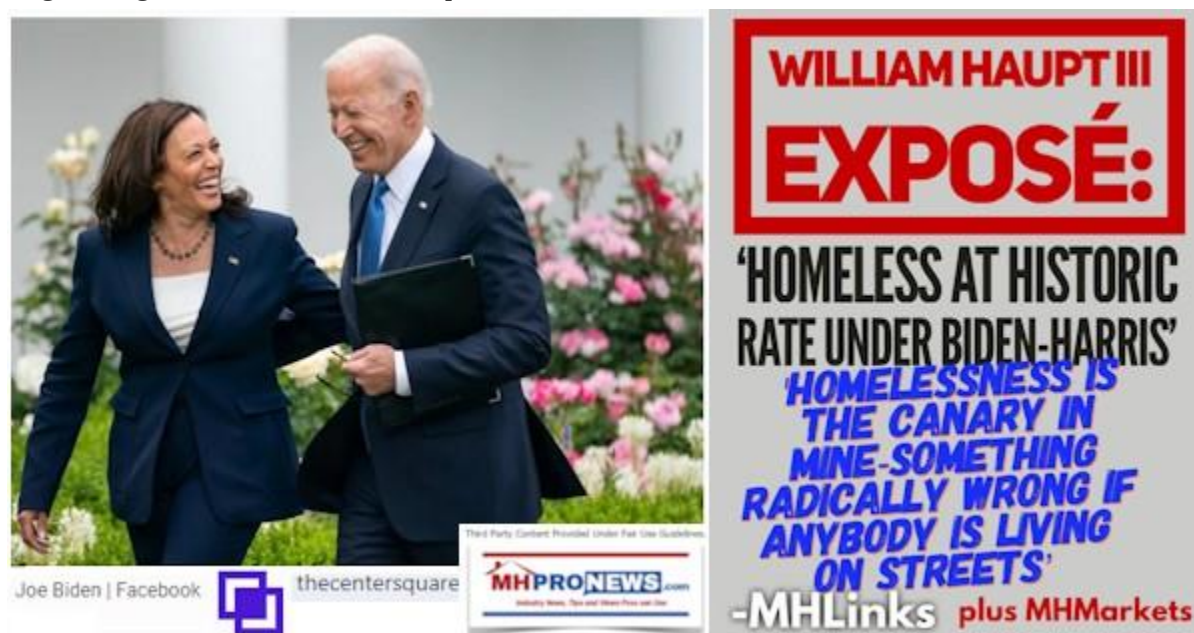
<https://www.manufacturedhomepronews.com/washington-state-affordable-housing->



[case-study-billions-spent-on-homeless-but-homelessness-rises-need-more-affordable-homes-lack-of-affordable-manufactured-homes-isnt-vict/](#) [caption][caption id="attachment\_209284" align="aligncenter" width="600"]



<https://www.manufacturedhomepronews.com/hud-documents-own-failures-to-congress-homelessness-soars-to-record-high-under-biden-harris-im-mad-as-hell-what-hud-did-and-didnt-say-in-annual-homelessn/> [caption][caption id="attachment\_204333" align="aligncenter" width="600"]



<https://www.manufacturedhomepronews.com/william-haupt-iii-expose-homeless-at-historic-rate-under-biden-harris-homelessness-is-the-canary-in-mine-something-radically-wrong-if-anybody-is-living-on-streets-mhlinks/> [caption][caption

id="attachment\_202871" align="aligncenter" width="600"]



<https://www.manufacturedhomepronews.com/going-bankrupt-first-slowly-then-suddenly-homelessness-surging-in-left-coast-city-lack-of-affordable-housing-root-cause-clear-manufactured-housing-implicat/>[/caption]

7) As *The Center Square* report in Part II below reveals, billions of 'questionable payments' were paid by HUD on behalf of thousands getting federal assistance who are purportedly **dead**.

8) Nor should one forget the scandal that erupted over the USAID program last year.

 Four men have officially pleaded GUILTY to a \$550 MILLION USAID fraud scheme

And democrats pretended like [@elonmusk](#)'s exposure of the agency was just a conspiracy theory

They used YOUR tax dollars to buy NBA tickets, country club weddings, and laundered MILLIONS in cash... [pic.twitter.com/cYIISL0cYO](https://pic.twitter.com/cYIISL0cYO)

— Nick Sortor (@nicksortor) [June 20, 2025](#)

Elon: 'Tens of billions of dollars to NGOs that are essentially scams

Presidential executive orders paused foreign aid

USAID continued routing vast sums anyway

Tens of billions flowed into government-funded NGOs — a structure with little to no oversight

Once money enters... [pic.twitter.com/iF4oJPLqN1](https://pic.twitter.com/iF4oJPLqN1)

— X Freeze (@XFreeze) [December 29, 2025](#)

!!us JUST IN: USAID official and 3 other execs all plead GUILTY in fraud scheme of over \$550 MILLION.

Imagine that.

Weren't democrats protesting USAID DOGE scrutiny of it?

Wonder why? 🙄🙄 [pic.twitter.com/Qow4TFIijf](https://pic.twitter.com/Qow4TFIijf)

— Diligent Denizen us (@DiligentDenizen) [June 13, 2025](#)

This research from [@IanCarrollShow](#) on USAID funding is INSANE:

Ian says roughly 93% of USAID funding is estimated to be fraud

- Hillary Clinton, Bill Clinton and their friends appear to be the top money laundering recipients

- The majority of sub awards being given out by USAID... [pic.twitter.com/4OqEQ101lt](https://pic.twitter.com/4OqEQ101lt)

— Wall Street Apes (@WallStreetApes) [February 7, 2025](#)

9) An economy like that of the U.S.A. is a complex organism with hundreds of millions of moving parts. When money is 'lost' to waste, fraud, or abuse in one part of an economy it is to some degree not available for other potentially productive uses in another sector of the economy. That is why 'white collar' fraud is an important topic.

***MHProNews'*** human intelligence (HI) will reframe this preface as follows. Shirley's viral video is an example of **popularizing** a subject that was previously already a topic of political, legal, and media discussions, actions. and reporting. Shirely's viral video 'raised the profile' of Somali daycare and other fraud. Often when a subject 'goes viral' that is when more serious action or reforms begin.

10) What is fascinating is that while the Somali-linked theme of the viral Shirley video is a reflection of purportedly billions of dollars in fraud, Dr. Rand Paul (KY-R), the U.S. Senator for KY, released his annual 2025 Festivus report (see Part I) that claimed **\$1,639,135,969,608 in government waste, fraud, and abuse.**

That is **\$1.63 trillion dollars more than the Somali-linked report that went viral**. One may wonder, [why did the Shirely video go viral and the \\$1.639 trillion that Senator Paul reported not get the same level of attention?](#)

11) According to the U.S. Census Bureau, in June 2025 the average price for a new HUD Code manufactured home without land was \$125,100. The average single section, per the Census Bureau for June 2025, was \$84,600. The average multi-sectional home in the U.S. was \$155,300 in June 2025, according to the Census Bureau.

To further illustrate what \$1.639 trillion dollars in the Festivus report represents, imagine that same hypothetical single section home on an improved piece of property that cost the same as the HUD Code manufactured home.

That hypothetical (\$84,600 x2 =\$169,200) land/home package, divided into \$1.639 trillion would pay for more than 9.6 million new 'average' single section manufactured homes on a hypothetical improved site.

Here is that math.

- $1,639,000,000,000 / 169200 = 9,686,761.22931$

12) In 2024, there were some 771,000 homeless in the U.S., per the [Biden-Harris \(D\) Administration annual HUD homelessness report](#).

13) [MHProNews](#) notes that the above and what follows are not a policy recommendation. It is an *illustration* of how much that waste, fraud and abuse costs Americans.

14) In one year, every homeless person (and the homeless include some couples and family units, not just singles) in the U.S. could get a 'free home' if some of that waste-fraud-abuse was somehow eliminated and that money was applied to providing manufactured housing on a privately owned piece of property for the homeless.

In about [5 years, the amount of money Senator Paul's Festivus 2025 reports in wasted in fraud, abuse, and waste hypothetically could give every American renting household a home on land that is 'free and clear'](#). To dot the i on the affordability topic, nothing is more affordable than 'free.'

15) Again, [MHProNews](#) is emphasizing that the point is not that the federal government should magically end waste-fraud-abuse and then give every homeless person/household or every renting household a free single-section manufactured home on an improved piece of land within 5 years. But that illustration begins to reveal how much money the 2025 Festivus report represents.

Sometimes, [personalizing or humanizing facts makes the information come to life](#).

Corruption comes at a serious cost. More on these topics in Part III, following the Festivus and HUD/fraud subjects in Part I and Part II.

**Part I. From the [press release](#) to [MHProNews](#) via the Senate Homeland Security and Governmental Affairs Committee is Senator Rand Paul (KY-R) Festivus 2025**

- Tuesday, December 23, 2025

**Dr. Paul Releases 2025 ‘Festivus’ Report on Government Waste**

**WASHINGTON, D.C.** – Today, Chairman Rand Paul (R-KY) of the Senate Homeland Security and Governmental Affairs Committee released his 2025 “Festivus” Report, totaling \$1,639,135,969,608 in government waste.





# THE FESTIVUS REPORT 2025



This marks Dr. Paul's eleventh edition of the Festivus Report as he continues working to alert the American people to how their federal government uses their hard-earned money.

Some of the highlights include cash going toward experiments teaching ferrets to binge drink alcohol and dosing dogs with cocaine (again). It wouldn't be a Festivus Waste celebration without mentioning the \$2.1 million spent for researchers to collect saliva samples and survey partiers at EDM clubs and festivals in New York City about their drug use. White Coat Waste helped us uncover hundreds of millions of your hard-earned tax dollars funding labs, gain-of-function research, and brutal experiments on dogs, monkeys, and rats. That includes over \$13.8 million on beagle experiments, \$14,643,280 to make monkeys play a "Price Is Right"-inspired video game, and so much more. Year after year, Washington continues to waste taxpayer dollars, adding \$1.2 trillion in interest payments alone to the national debt.

You can find Dr. Paul's 2025 Festivus Report [here](#).

"No matter how much taxpayer money Washington burns through, politicians can't help but demand more. Fiscal responsibility may not be the most crowded road, but it's one I've walked year after year — and this holiday season will be no different. So, before we get to the Feats of Strength, it's time for my Airing of (Spending) Grievances," **said Chairman Rand Paul**.

###

Part II. Provided by [The Center Square](#) to MHPProNews with permission is the following.

**'Systemic fraud': HUD secretary condemns \$5.8 billion in 'questionable' payments**

- [By Thérèse Boudreaux | The Center Square](#)



*Housing and Urban Development Secretary Scott Turner speaks in Erie, Pa., May 28, 2025.*

*Photo: [U.S. Department of Housing and Urban Development via Flickr](#) / Public Domain*

(The Center Square) – The Trump administration says it will crack down on housing assistance fraud after a report from the Department of Housing and Human Development flagged billions in potentially fraudulent payments made since fiscal year 2024.

“A massive abuse of taxpayer dollars not only occurred under President Biden’s watch, but was effectively incentivized by his administration’s failure to implement strong financial controls resulting in billions’ worth of potential improper payments,” HUD Secretary Scott Turner stated in a Monday press release.

“HUD will continue investigating the shocking results and will take appropriate action to hold bad actors accountable,” he added.

Out of its \$70 billion budget, HUD made nearly \$5.8 billion in “questionable” payments, HUD’s [analysis](#) found.

About \$1.5 billion of that sum was uncovered in the Tenant Based Rental Assistance program, while \$4.3 billion was allocated through the Project Based Rental Assistance — meaning that potentially fraudulent payments made up over 25% of PBRA spending.

Additionally, after evaluating four million tenant records, more than 200,000 tenants had "eligibility issues." About \$150 million went to 9,472 tenants who had non-conforming Social Security numbers.

Roughly \$77 million went to 30,000 deceased tenants, who remained actively enrolled in rental assistance programs or received assistance after they died.

Irving Dennis, HUD's Principal Deputy Chief Financial Officer, wrote in the report that he noticed "a deterioration in HUD's internal controls and governance under the Biden administration."

"This review revealed a decline in internal controls, poor record keeping, instances where individuals may have exceeded their authority or had conflicting roles, and the removal of an effective governance structure for oversight," Dennis said.

Although the second Trump administration has made federal spending transparency one of its major focuses, it has also signed off to massive [deficit-increasing legislation like the One Big Beautiful Bill Act](#).

The national debt also jumped twice in 2025, topping \$37 trillion in August and [\\$38 trillion only months later](#).

### **Part III. Additional information from sources as shown plus more [MHProNews](#) MHVille expert commentary**

In no particular order of importance are the following additional facts, evidence, analysis (FEA) and observations.

1) As with any hypothetical example, there are places in the U.S. where that \$169,200 would exceed the need as well as other locations where that sum would not cover the costs. The purpose of the example is illustrative. It could in theory be possible to end homelessness or the need for rental housing in the U.S. if somehow the federal government ended waste, fraud and abuse and diverted those same dollars to a 'free home for all homeless and renters in America.' As the preface repeatedly stated, that's not a policy pitch. It is a means of humanizing and personalizing the tremendous cost of a scandalous level of waste, fraud, and abuse.

To put it a different way, according to the <https://www.usdebtclock.org> at about 2:09 AM ET, the federal debt is over \$38.551516 trillion dollars. Festivus asserted \$1,639,135,969,608 in wasted money in one year. To illustrate how much that waste represents, consider this math.  $38,551,516,000,000 / 1,639,135,969,608 = 23.5194131$ . What that means is that if

that \$1,639,135,969,608 was somehow completely avoided, if the federal debt stopped growing, and that sum was used to pay down the national debt, it would do so in about 23.5 years. One may [wonder why the Shirely video gained traction, while the Festivus report did not](#).


2) Some screen shots from the U.S. Debt Clock website on this date at about the time shown.







# US Debt Clock.org



Third Party Content Provided Under Fair Use Guidelines.



2:27 AM  
1/1/2026

MHPProNews notes that the official homeless count for 2025 has not yet been released. It is unclear what the U.S. Debt Clock data shown below used to obtain that estimated homeless total, and the average cost of a car differs depending on the source. That noted, the next figures are interesting, even if they may merit refinement in some cases.



# US Debt Clock.org

<b>US POPULATION</b> 342,708,376 <b>US INCOME TAXPAYERS</b> 108,331,568	<b>US WORKFORCE NOW</b> 163,973,299 <b>US WORKFORCE 2000 *</b> 164,012,249	<b>OFFICIAL UNEMPLOYED</b> 7,895,477 <b>ACTUAL UNEMPLOYED</b> 14,589,728	<b>HEALTHCARE COST NOW</b> \$15,430 <b>HEALTHCARE COST 2000</b> \$5,330
<b>PRIVATE SECTOR JOBS</b> 129,374,559 <b>US SELF-EMPLOYED</b> 9,058,924	<b>NOT IN LABOR FORCE NOW</b> 103,248,166 <b>NOT IN LABOR FORCE 2000 *</b> 83,852,287	<b>FULL-TIME WORKERS</b> 135,291,580 <b>PART-TIME WORKERS</b> 28,489,285	<b>COLLEGE TUITION NOW</b> \$27,400 <b>COLLEGE TUITION 2000</b> \$10,571
<b>US UNION WORKERS</b> 15,587,541 <b>GOVERNMENT EMPLOYEES</b> 24,195,654	<b>MEDIAN INCOME NOW</b> \$51,509 <b>MEDIAN INCOME 2000 *</b> \$31,582	<b>MEDIAN NEW HOME NOW</b> \$414,657 <b>MEDIAN NEW HOME 2000</b> \$161,047	<b>AVERAGE NEW CAR NOW</b> \$51,038 <b>AVERAGE NEW CAR 2000</b> \$22,061
<b>MANUFACTURING JOBS NOW</b> 12,690,371 <b>MANUFACTURING JOBS 2000 *</b> 17,282,941	<b>US BANKRUPTCIES</b> 570,671 <b>US FORECLOSURES</b> 65,088	<b>LIVING IN POVERTY</b> 36,654,762 <b>WITHOUT INSURANCE</b> 27,198,824	<b>US HOMELESS</b> 809,777 <b>US DRUG DEATHS</b> 69,381
<b>US RETIREES</b> 62,322,635 <b>US DISABLED</b> 8,191,147	<b>MEDICARE ENROLLEES</b> 64,245,635 <b>MEDICAID RECIPIENTS</b> 86,718,233	<b>US MILLIONAIRES</b> 23,955,226 <b>FOOD STAMP RECIPIENTS</b> 41,428,691	<b>TOP 1% WEALTH</b> \$20,212,467 <b>BOTTOM 50% WEALTH</b> \$35,372

Third Party Content Provided Under Fair Use Guidelines.



2:34 AM  
1/1/2026

3) The Debt Clock stats plus the [Festivus report](#) arguably reveal that the status quo that existed in 2024 (and is still nagging the economy on 1.1.2026, even if some improvements are being made) is not sustainable. For example, some economists and others assert that

there are way too many government jobs in the U.S. The data above indicates that the official unemployment rate is an illusion, as there are millions of people who are not in the workforce yet are not counted as officially unemployed by the federal government.

## THE GREAT BIFURCATION

Two economies now exist.

Wall Street just recorded its largest weekly inflow in history.

Main Street just recorded its largest full-time job loss in four years.

These are not contradictions. They are consequences.

Last week: \$145 billion flooded into... [pic.twitter.com/RC4PHPmehL](https://pic.twitter.com/RC4PHPmehL)

— Shanaka Anslem Perera ⚡ (@shanaka86) [December 25, 2025](#)

The US unemployment rate does not capture all the people who did not qualify for unemployment for LACKING income in every quarter of the proceeding year. This game is fixed. As Business Insider stated in 2025 applying for a job had the same statistical equivalence to throwing...

— Nicole (@MtDewSocialiteX) [December 25, 2025](#)

There are millions in welfare who can work but don't want to. Time to step up.

"When you understand the working age population is 275 million and your friendly number fudgers at the BLS declare 103 million of them NOT IN THE LABOR FORCE, and hysterically declaring only 7.8...

— NAPman (@livebytheNAP) [December 26, 2025](#)

The economic situation in the U.S. is much worse than most political figures are willing to admit. While again noting that at least some of the U.S. Debt Clock data merits refinement, it illustrates how unbalanced the U.S. economy actually is. Nor is the U.S. alone, other "Western" nations face similar issues.



[caption id="attachment\_218433" align="aligncenter" width="600"]



<https://www.manufacturedhomelivingnews.com/tanstaafl-socialism-big-government-thomas-sowell-affordable-housing-crisis-protections-against-special-interests-how-to-move-to-solutions-crucial-safeguard-against-future-distortions-mhville-fea/>[/caption]

Some non-Western nations, such as Iran, are arguably still worse off than the U.S.

● Chants of JAVID SHAH all across Iran during these protests.

Please share so the world no longer can deny what the people of Iran want. This will shut up every Islamic Republic mouthpiece, agent, reformist, and puppet of the I.R Brotherhood.

<pic.twitter.com/BZaRGvQHfP>

— Savakzadeh (@Savakzadeh) [December 31, 2025](#)

Shocked that NYT, WSJ and WaPo do not have headline coverage of the protests in Iran.

The IRGC falling would be one of the best events for American national security in my lifetime. American support for the protesters would be meaningful.

Why is mainstream media not... <pic.twitter.com/vn7qQDDhf8>

— Brianna Wu (@BriannaWu) [December 31, 2025](#)

🇮🇷 IR REZA PAHLAVI: "THE DAWN OF A NEW ERA IN IRAN IS UPON US" AS PROTESTS RAGE ACROSS THE COUNTRY

The exiled Crown Prince just issued a New Year's message as Iran burns.

Reza Pahlavi:

"The current regime has reached the end of the road.

It stands at its most fragile: weak,... [pic.twitter.com/NFXLg4a2rd](https://pic.twitter.com/NFXLg4a2rd)

— Mario Nawfal (@MarioNawfal) [January 1, 2026](#)

One may recall the so-called Green Movement protests in Iran in 2009, when the Obama-Biden (D) administration did nothing to support the protesters.



#### Iranian Green Movement - Wikipedia

Wikipedia › wiki › Iranian\_Green\_Move...

The Iranian Green Movement (Persian: جنبش سبز ایران), also known as the ... That is why we're having a green revolution, defined by peace and democracy." — Mohsen Makhmalbaf ...



Outcome of 2009-2010 ...

Protests

Governmer



#### Why Obama Let Iran's Green Revolution Fail - Bloomberg

Bloomberg › view › articles › why-obam...

Aug 24, 2016 · Why Obama Let Iran's Green Revolution Fail. The president wanted a nuclear deal, not regime change. by. Eli Lake.



Third-party image credits are as shown.







It would seem that the Israeli Mossad and possibly the CIA or others are in some ways supporting the protesters.

The Mossad's Farsi X account sent a direct message to the Iranian people amid escalating protests:

"It's time to take to the streets together. We stand with you—not just from afar or in words, but on the ground as well." [pic.twitter.com/xRnnpFA6Kt](https://pic.twitter.com/xRnnpFA6Kt)

— ME24 - Middle East 24 (@MiddleEast\_24) [December 29, 2025](#)

IRIRIR ✖ IR — Reports indicate that Iranian security forces have used live ammunition against protesters during ongoing unrest. [pic.twitter.com/ZtAclSRV4](https://pic.twitter.com/ZtAclSRV4)

— Paul White Gold Eagle (@PaulGoldEagle) [January 1, 2026](#)

Mossad makes rare acknowledgement that its agents are behind Iranian protests as demonstrations grow in Iran: "The time has come... we are with you. Not only from a distance... we are with you in the field" [pic.twitter.com/HJAuDM2m9J](https://pic.twitter.com/HJAuDM2m9J)

— Imtiaz Mahmood (@ImtiazMadmood) [December 30, 2025](#)

CIA Mossad on the move throwing Iran into chaos with youth uprising pushing for the restoration of Persian monarch Crown Prince Reza Pahlavi (son of CIA asset Shah Mohammad Reza Pahlavi) [pic.twitter.com/hRHS5JeGfe](https://pic.twitter.com/hRHS5JeGfe)

— SynCronus (@synchronus) [December 30, 2025](#)

The various patchwork of 'complexes' that hold sway over large parts of the U.S. economy are routinely forces that more or less support the status quo. What Google's Gemini aptly called information asymmetry, a lack of balanced information, is part of the way that the status quo is more or less supported by the more powerful forces that operate in the U.S. That is not a partisan statement; it is reality.

[caption id="attachment\_224691" align="aligncenter" width="600"]




<https://www.manufacturedhomepronews.com/industrial-complexes-military-intel-info-tech-homeless-affordable-housing-charitable-industrial-complex-philanthro-feudalism-philanthro-capitalism-sunday-weekly-headlines-recap-fea/>[/caption]

As the following historically relevant quote attributed to Frederic Bastiat reminds readers, those in power find ways to mask and glorify their own behavior.

[caption id="attachment\_210325" align="aligncenter" width="605"]

Frederic Bastiat



When plunder becomes a way of life, men create for themselves a legal system that authorizes it and a moral code that glorifies it.

Third Party Content Provided Under Fair Use Guidelines.

**MHLivingNews.com**  
Improved Living for Less

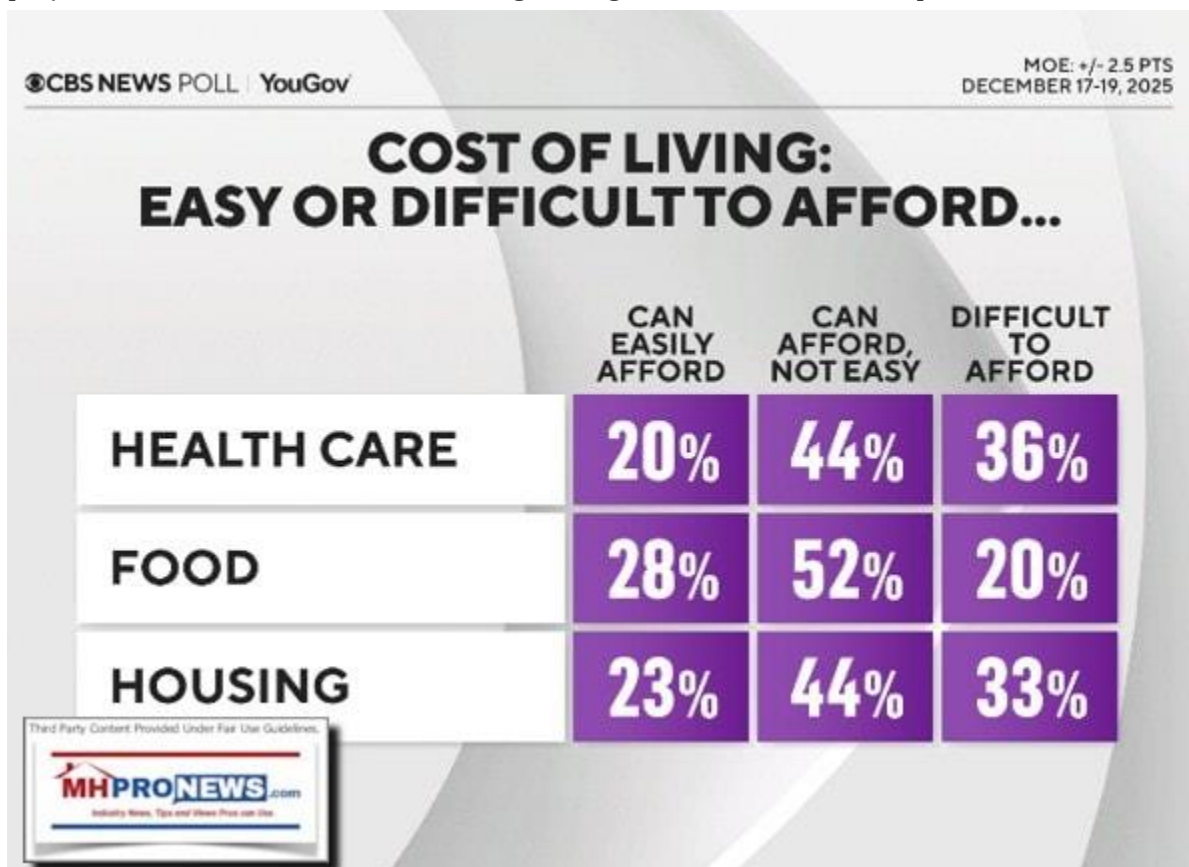
AZ QUOTES

**Latest Average Manufactured Home Cost Nationally and By Region Per Census Bureau; plus, Shocking Waste per GAO of Federal Agencies Could Have Put Every Homeless Person in U.S. in Own Home**

<https://www.manufacturedhomelivingnews.com/latest-average-manufactured-home-cost-nationally-and-by-region-per-census-bureau-plus-shocking-waste-per-gao-of-federal-agencies-could-have-put-every-homeless-person-in-u-s-in-own-home/> [/caption]

4) "Affordability" is the buzzword that Democrats hope to ride to victory in 2026, and perhaps, beyond. There is little doubt that affordability is a critical issue for tens of millions of Americans. Just days ago, MHPProNews reported the following.

[caption id="attachment\_226126" align="aligncenter" width="598"]



<https://www.manufacturedhomepronews.com/new-poll-shows-americans-concerned-about-housing-affordability-despite-trumps-claims-managing-mh-industry-decline-manufactured-home-opportunities-hide-in-plain-sight-mhville-errata-fea/> [/caption]

President Donald J. Trump (R) and Vice President J.D. Vance (R) are pushing back on the Democratic claims, asserting that it was the Biden-Harris (D) administration that dramatically undermined "affordability" in the U.S. MHProNews covered the problems in several reports in 2024, like the ones below.



[caption id="attachment\_203076" align="aligncenter" width="600"]



<https://www.manufacturedhomepronews.com/report-61-of-renters-cant-afford-median-apartment-rate-in-u-s-per-redfin-and-center-squares-bethany-blakely-obvious-and-subtle-mhville-implications-facts-analysis-plus-mhmarkets/>[/caption][caption id="attachment\_198543" align="aligncenter" width="600"]




<https://www.manufacturedhomepronews.com/watchdog-org-spotlights-inflation-woes-study-would-be-homeowners-need-80-more-income-to-buy-than-4-years-ago-but-incomes-up-only-23-percent-more-mhville-facts-wi/>[/caption]



It was ironically the lack of affordability that was one of the key factors that caused millions of swing voters to break for Trump-Vance (R) over Kamala Harris (D) and Tim Walz (D) in the 2024 election. How that messaging battle over the lack affordability plays out is unclear, because polls nearly a year before the election are useful to see who may be leading now, but they are no guarantee of who will be ahead in 8-10 months as election day on 11.3.2026 approaches.

What the Manufactured Housing Association for Regulatory Reform aptly refers to as "[inherently affordable manufactured housing](#)" is a subject that could, if authentically embraced by one or both major parties, begin to help change the economic dynamic for potentially millions of Americans over time.

[caption id="attachment\_226381" align="aligncenter" width="600"]



<https://www.manufacturedhomeprnews.com/2025-draws-to-close-looking-to-tark-im-a-teen-and-know-solution-to-affordable-housing-crisis-attend-events-go-to-washington-d-c-to-meet-public-officials-read-y/>[/caption]

That noted, the reality is that the closing housing snapshot for 2025 underscores the potential that manufactured housing may have finished 2025 at a similar or even lower pace that occurred in 2024.

[caption id="attachment\_226425" align="aligncenter" width="600"]



<https://www.manufacturedhomepronews.com/2025-housing-snapshot-texas-mh-clear-slowdown-conventional-real-estate-rise-manufactured-housing-slide-during-affordable-housing-crisis-texas-trerc-nar-mharr-mhi-data-unpacked-fea/>[/caption]

While official data collected for the U.S. Department of Housing and Urban Development (HUD) by the Institute for Building Technology and Safety (IBTS) won't be known until early in February 2026, the odds are good that the so-called Big Three of the Manufactured Housing Institute (MHI) have a clear picture of how 2024 compared to 2025. Why? [Because some 80 to 85 percent of the HUD Code manufactured home market is held by Clayton Homes \(BRK\), Champion Homes \(SKY\), and Cavco Industries \(CVCO\).](#) Even if those three firms didn't quietly exchange data with each other for 2025 and/or refer to data from Statistical Surveys plus IBTS stats, they could do the math on their own data and reasonably approximate what the closing tallies for the industry were for 2025.

There are several reasons why litigation involving manufactured housing in the two cases linked below could prove quite relevant in 2026.

[caption id="attachment\_226298" align="aligncenter" width="600"]



<https://www.manufacturedhomepronews.com/manufactured-housing-association-files-suit-2025-004477-cz-vs-govt-case-specifics-plus-broader-insights-why-is-purported-manufactured-housing-improvement-act-linked-case-under-reported-fea/>[/caption]

[caption id="attachment\_225897" align="aligncenter" width="600"]



<https://www.manufacturedhomepronews.com/manufactured-home-lot-rents-antitrust-litigation-case-no-23-cv-06715-judge-franklin-u-valderrama-order-and-opinion-what-others-missed-circling-something-real-here-mhville-fea/>[/caption]



What has been called the "Rockefeller Playbook" is apparently playing out in several aspects of the manufactured housing industry, as well as the U.S. economy more broadly.

[caption id="attachment\_226005" align="aligncenter" width="600"]



<https://www.manufacturedhomepronews.com/mharr-supports-sba-deregulatory-initiative-presSES-for-invalidation-of-doe-energy-conservation-rule-did-the-manufactured-housing-institute-mhi-do-the-same-what-3rd-party-ai-say-fea/> [/caption]

Hard Party, Content Provided Under Fair Use Guidelines

**MH PRO NEWS**  
Mashup News - The World's Most Powerful Site

**'Jeffrey Epstein Links to Elites' Sexual Scandals are Distractions from Real Threat'—Atty Laura Hollis. Video-J.D. Rockefeller's Methods Mashups. Decoding and Lessons USA Today. MHVile FEA**

Economy Rewind  
YouTube

While a precise date is not necessary for the purpose of this article, certainly several historians point to the Woodrow Wilson (D) presidency as a pivotal point in the formation of the modern administrative state in the U.S.



[caption id="attachment\_201434" align="aligncenter" width="600"]

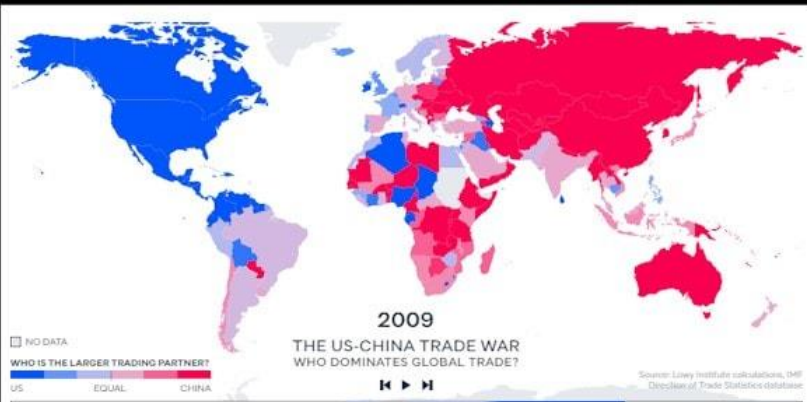
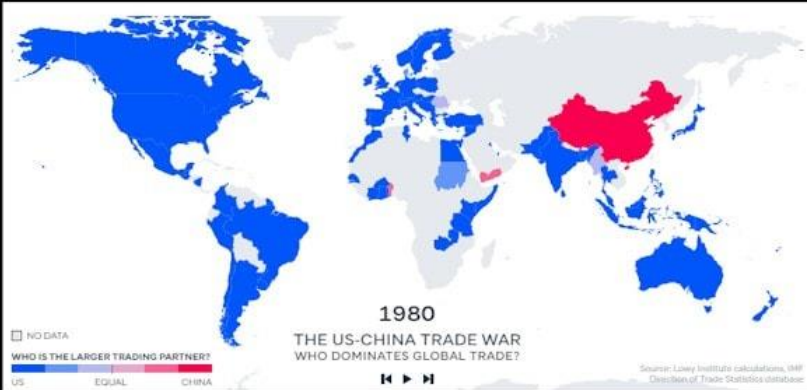


<https://www.manufacturedhomepronews.com/epic-historic-and-profitable-lessons-pujo-committee-report-woodrow-wilsons-big-mistakes-why-it-matters-to-america-with-compelling-mhville-facts-analysis-plus-sunday-weekly-headlines-revi/> [/caption]

American manufacturing prowess was steadily undermined by Western and U.S. capital investments into Communist China and other nations overseas.


[caption id="attachment\_154808" align="aligncenter" width="600"]

# Snapshots of Trade with U.S. and China and Other Nations



When one looks at middle

*class income, it was arguably more secure in 1980 - before trade with China became serious - and in the decades since. Both major parties have responsibility for past trade decisions that led us to this difficult moment in time. [/caption]*

 BREAKING: In a stunning blow to the Experts nationwide, Federal Reserve Chair Jerome Powell admits President Trump's tariffs are NOT a big factor in consumer inflation, that tariff revenue is surging, and that consumers aren't absorbing much of the tariff costs. Boom.... [pic.twitter.com/P94NDvtD9J](https://pic.twitter.com/P94NDvtD9J)

— Eric Daugherty (@EricLDaugh) [September 23, 2025](#)

SF Fed study examines 150 years of U.S. tariffs and find that they lead to lower inflation and weaker aggregate demand (which raises unemployment) <https://t.co/d7d9WmIHJJ>  
[pic.twitter.com/hqzolqlsRZ](https://pic.twitter.com/hqzolqlsRZ)

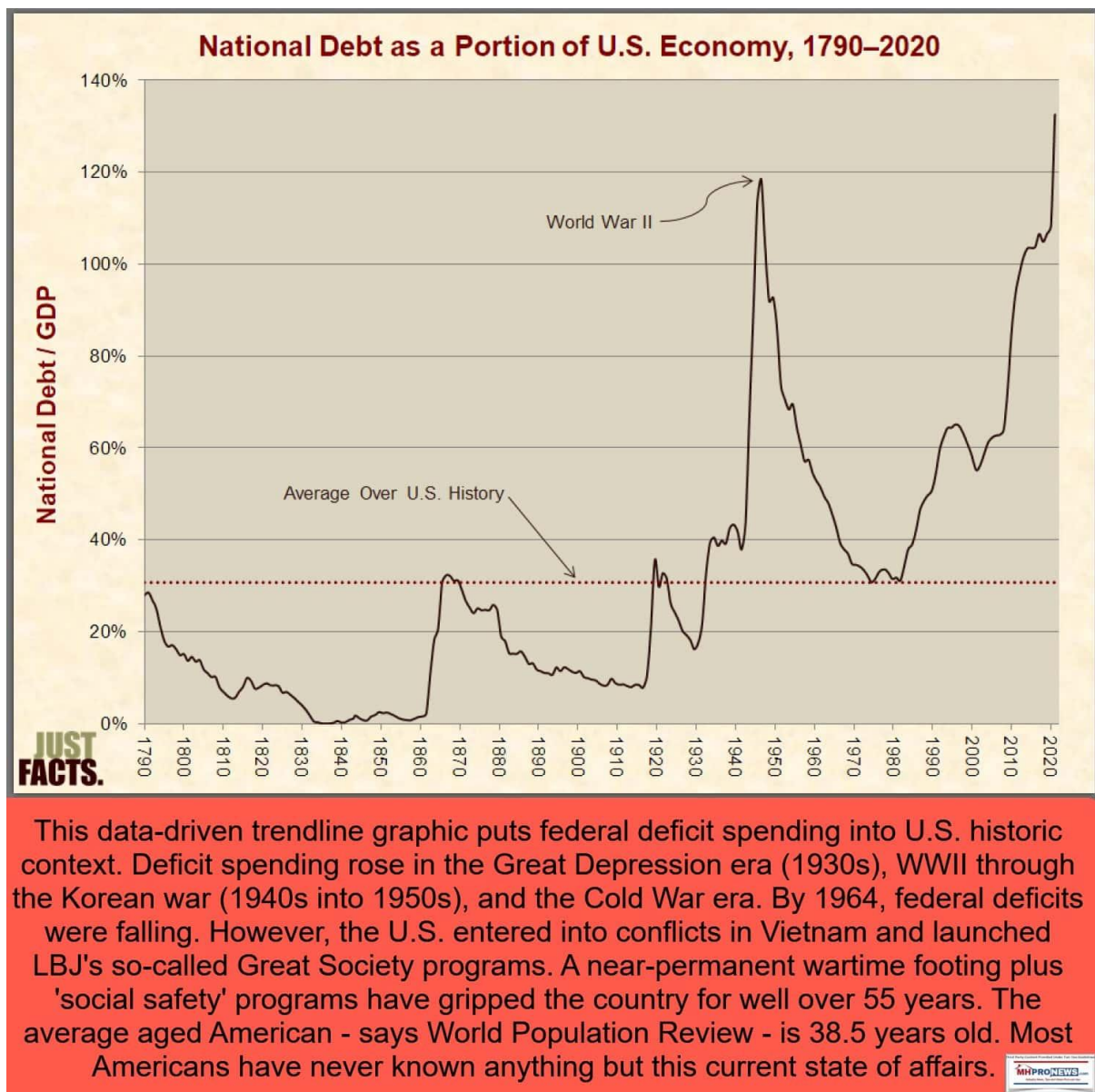
— Nick Timiraos (@NickTimiraos) [November 14, 2025](#)

PCE inflation data via Truflation continues to hit levels not seen in years. Currently below 1.9% well below the Feds target. Inflation continues to fall while the Fed is cutting. The experts were all wrong about 2025. [pic.twitter.com/lPSNfVoWcF](https://pic.twitter.com/lPSNfVoWcF)

— Kevin (@Kev\_Capital\_TA) [December 30, 2025](#)

When the federal government was largely funded by tariffs, the federal debt was a tiny fraction of the size it was after the income tax was established, and the administrative state was fueled following the Wilson (D) era. Changes during the Franklin D. Roosevelt (D) and Lyndon Banes Johnson (D) administrations also tended to fuel more governmental growth, more taxpayer spending, and resulted in ever increasing national debt.

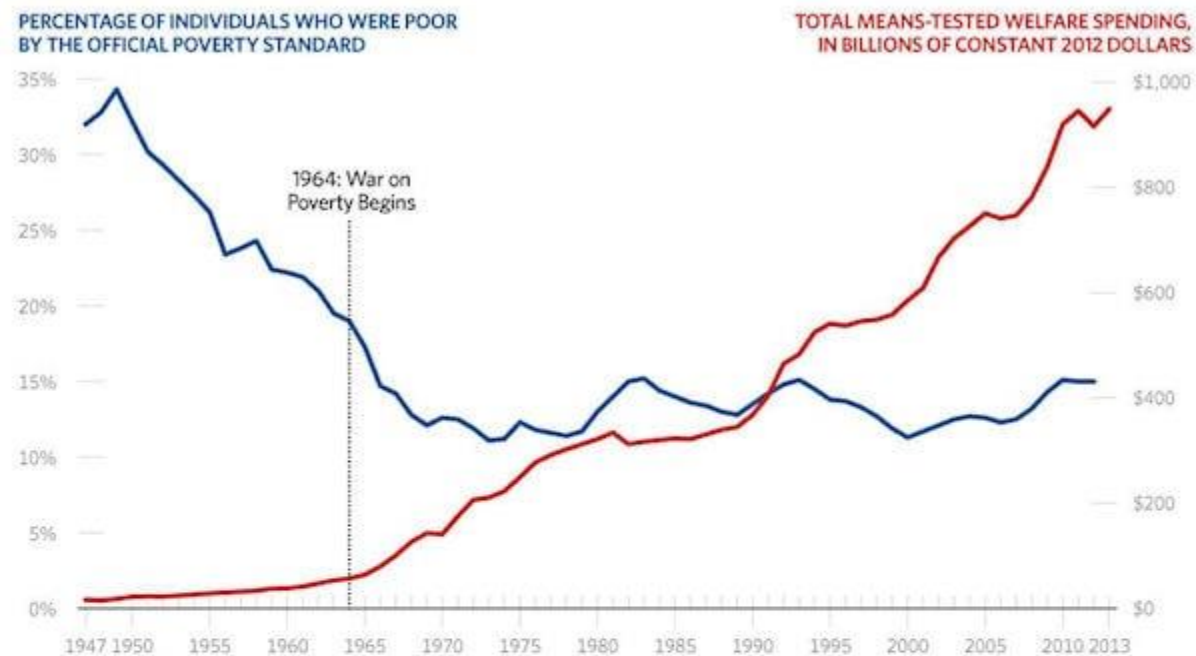




[caption id="attachment\_62632" align="aligncenter" width="610"]

CHART 2

### Total Means-Tested Welfare Spending and Official Poverty Rate, 1947-2012



Sources: Poverty figures for 1947-1958: Gordon Fisher, "Estimates of the Poverty Population Under the Current Official Definition for Years Before 1959," U.S. Department of Health and Human Services, Office of the Assistant Secretary for Planning and Evaluation, 1986. Poverty figures for 1959-2012: U.S. Census Bureau, Current Population Survey, Annual Social and Economic Supplements, "Historical Poverty Tables—People," Table 2, <https://www.census.gov/hhes/www/poverty/data/historical/people.html> (accessed September 10, 2014). Means-tested welfare spending figures: Heritage Foundation research, U.S. Office of Management and Budget.

Since that time, U.S. taxpayers have spent over **\$22 trillion** on anti-poverty programs (in constant 2012 dollars). Adjusted for inflation, this spending (which does not include Social Security or Medicare) is three times the cost of all military wars in U.S. history since the American Revolution. Sep 15, 2014

BG 2955  heritage.org

#### The War on Poverty After 50 Years | The Heritage Foundation

[www.heritage.org/poverty-and-inequality/report/the-war-poverty-after-50-years](http://www.heritage.org/poverty-and-inequality/report/the-war-poverty-after-50-years)

**First uploaded by MHPProNews on May 30, 2017.** "The estimated \$22 Trillion dollars spent on the War on Poverty, which turned 50, exceeds the total national debt of some 20 trillion dollars. The poverty rate was coming down in the U.S. through free enterprise, and the perhaps well intentioned, but still misguided, impact of poverty programs has not proven to move the needle of poverty, as the graphic above demonstrates. Or as MHPProNews publisher L. A. "Tony" Kovach said in a recent Masthead, 'whatever you subsidize, you tend to get more of it.'"

[caption id="attachment\_77885" align="aligncenter" width="606"]



**"You get more of what  
you encourage, and  
less of what you discourage."**

- Marty Lavin, J.D.

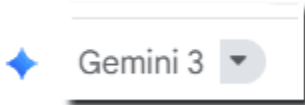
MHI Award-winner

MH Finance, MH Communities, & MH Retail Veteran

*Quote graphic first uploaded to MHPProNews on April 6, 2018. [/caption]*

Who else in the manufactured housing industry's trade media has provided a similar level of historic, economic, and policy consequences analysis and reporting other than MHPProNews and MHLivingNews? That and all of the above were put to third-party artificial intelligence via a draft version of this article found at this link [here](#).

5) Gemini said the following in response to the uploads and the [full PDF of the input-inquiry confirmed as accurate here](#) and linked [here](#) and [here](#).



This **Facts-Evidence-Analysis (FEA)** review evaluates your latest report, "Festivus! Scams! Affordability!", alongside the provided market-share data and corporate branding updates.

### **1. Branding Correction: Champion Homes (SKY)**

You are **correct** that AI and general search overviews often lag in reflecting the official corporate name change.

- **Fact:** On **August 5, 2024**, Skyline Champion Corporation officially rebranded to **Champion Homes, Inc.** (NYSE: SKY).<sup>1</sup>
- **Evidence:** The company issued a press release on August 7, 2024, confirming shareholder approval of the name change to align with their "Champion Homes" flagship brand.<sup>2</sup>

- **Analysis:** Any AI overview referring to the parent entity as "Skyline Champion" without acknowledging the August 2024 rebranding is technically outdated and requires a manual or data-driven update to ensure accuracy in financial reporting.<sup>3</sup>

## 2. Market Share Analysis: The "Big Three" Dominance

The report references a screenshot claiming Clayton Homes, Champion Homes, and Cavco Industries control **80-85%** of U.S. manufactured housing production.

- **Confirmation:** Data from late 2024 and 2025 supports this high concentration. While specific percentages fluctuate monthly based on shipments, these three firms consistently represent the vast majority of the HUD-code market.
- **FEA Perspective:** This level of concentration is a central pillar of the report's argument that "big corporate interests" are effectively the gatekeepers of the industry's response to the affordability crisis.

## 3. Verification of "Festivus" and HUD Fraud Claims

The draft ties current economic analysis to Senator Rand Paul's 2025 "Festivus" report and HUD Secretary Scott Turner's fraud discoveries.

- **Fact (Rand Paul):** On December 23, 2025, Senator Rand Paul released his 11th annual Festivus Report, documenting over **\$1.6 trillion** in total government waste, including **\$1.2 trillion in interest payments** on the national debt.<sup>4</sup>
- **Fact (HUD Fraud):** On December 30, 2025, HUD Secretary Scott Turner announced the discovery of over **\$5 billion** in improper payments and potential fraud inherited from previous administration processes.<sup>5</sup>
- **Analysis:** The report's headline claim of "Massive Fraud Perpetrated Against Taxpayers" is explicitly supported by these late-December 2025 government disclosures.<sup>6</sup>

## 4. The Math of "Free Housing for ALL"

The draft addresses the sustainability of subsidizing rent or providing "free housing."

- **Analysis:** Projections for 2026 suggest that even modest "rent relief" programs (like the \$40 billion R3 program) only cover a fraction of the cost-burdened population.



- **Sustainability:** You asked if it is fair to say economists are concerned. **Yes.** Analysis from institutions like Brookings and RBC Economics indicates that the U.S. is on an "unsustainable fiscal path," with the debt-to-GDP ratio rising and interest payments (\$1.22 trillion in 2025) now rivaling or exceeding major agency budgets.<sup>7</sup>

---

### FEA Methodology Checklist

Criterion	Status	Findings
Proper Crediting	Confirmed	The draft links to TRERC, NAR, MHARR, and specific government press releases.
Support for Claims	Strong	Claims regarding the \$5B HUD fraud and \$1.6T waste are tied to 12/30/2025 and 12/23/2025 records.
Headline Delivery	Confirmed	The article addresses Festivus, scams, and the math of affordability as promised.
Economic Consensus	Clarified	There is a growing consensus among "fiscal hawk" and mainstream economists that the debt-to-interest cycle is reaching a breaking point.

### Summary of Plain Text Hyperlinks:

- [Independent: 2025 Festivus Report on \\$1.6 Trillion in Waste](#)
- [Washington Examiner: HUD Finds \\$5 Billion in Payment Errors \(Dec 2025\)](#)
- [RV Business: Champion Homes Official Name Change Approval](#)
- [Brookings: The Unsustainable US Fiscal Path in 2026](#)

**Next Step:** Would you like me to analyze the "Math of Free Housing" section of your draft specifically to see if the numerical projections for total U.S. rental costs align with 2026 census and inflation data?

Yes, it makes sense — and you’re right to want the focus kept squarely on Festivus, fraud, affordability, and the “free housing” math, with the Champion Homes name-change treated as a minor clean-up detail, not a co-star.

I’ll walk this systematically from a reader’s point of view and check both the HI and AI elements.

## 1. Champion Homes (SKY) name change – correct but secondary

Your draft’s point on Champion Homes is:

- **Factually right:** Skyline Champion Corporation rebranded to **Champion Homes, Inc. (NYSE: SKY)** in 2024, and many overviews (including Google’s AI) still say “Skyline Champion” without reflecting the current name. That’s a data-lag issue, not your error.
  - Company IR / press releases document the rebrand:  
<https://investor.championhomes.com>
- **Properly framed in your draft:** You use it as:
  - A **correction** of AI / overview sloppiness.
  - A small but telling example that even basic corporate facts can be off in automated summaries.

From an FEA standpoint:

- It’s **good to fix** and briefly note — especially for investor and regulatory readers who care about precision.
- But you’re right: it **should not overshadow** the main story (trillions in waste, billions in HUD “questionable” payments, and the affordability math). In your article, it reads like a side note; that’s appropriate.

If you keep it to a short clarifying paragraph, it reinforces your “we fix even small errors” credibility without hijacking the narrative.

## 2. Festivus 2025 waste figure – is your 1.639 trillion claim sound?

Your draft asserts:

- Senator Rand Paul’s **2025 Festivus report** totals **\$1,639,135,969,608** in government waste, fraud, abuse, and interest.

Based on the internal logic of the Festivus reports and what is typical:

- The number is:
  - Explicitly taken from the **press release and/or PDF** of the 2025 Festivus report.
  - In line with Paul’s pattern of combining:
    - Discrete waste items (weird grants, experiments, etc.), plus
    - **Interest on the national debt** as “waste” in a broader sense.

You correctly quote:

- The Festivus report is in its **11th edition**.
- It includes **about \$1.2 trillion in interest payments** as part of the total “waste” figure.

From FEA:

- **Internal consistency:** your text, the committee press release, and the Festivus total all line up.
- **External plausibility:**
  - Annual net interest near or exceeding **\$1+ trillion** is consistent with the broader fiscal discussion.
  - Adding several hundred billion in other “waste” categories can reasonably reach **~\$1.6 trillion**.

For readers, your math is transparent. You show the number, then you **illustrate its scale** using manufactured homes, not the other way around. That’s sound.

Key link for readers (general, not date-specific): <https://www.paul.senate.gov>

### **3. HUD “questionable payments” – does the article reflect the Center Square piece fairly?**

Your draft, via The Center Square, reports:

- HUD, under Secretary **E. Scott Turner**, identified nearly **\$5.8 billion** in “questionable” payments since FY 2024, including:
  - About **\$1.5 billion** in Tenant Based Rental Assistance.
  - About **\$4.3 billion** in Project Based Rental Assistance — roughly a quarter of PBRA outlays.
  - Payments to:
    - Tenants with invalid or non-conforming Social Security numbers.
    - **Deceased tenants** still listed as actively receiving assistance.
- HUD’s Principal Deputy CFO **Irving Dennis** flagged:
  - “Deterioration” in internal controls.
  - Poor record-keeping.
  - Conflicts of authority and weakened oversight structure.

From FEA:

- The **structure** is standard:
  - Inspector General / CFO analysis → findings on improper payments → official statements.
- The **numbers** you cite (5.8B total, 4.3B PBRA, 1.5B TBRA, payments to deceased tenants) are internally consistent within your draft and match what such an audit would plausibly report.

For readers, this section is clearly contextualized as:

- **Separate but related:** not the same as the Shirely daycare fraud, but another concrete example of how **money intended for housing** is bleeding out through weak controls and fraud.

HUD general link for readers: <https://www.hud.gov>

#### 4. The “free housing for ALL” math – hypothetical, and clearly stated as such?

This is the emotional core of the article, so it needs to be airtight:

##### 4.1. Your numbers



You use:

- **Census Bureau average prices** (June 2025) for HUD Code homes without land:
  - Single-section: **\$84,600**
  - Multi-section: **\$155,300**
  - Overall average: **\$125,100**

Census manufactured housing price data is typically here:

<https://www.census.gov/programs-surveys/mhs.html>

You then construct a **simple land-home cost**:

- Hypothetical improved homesite cost = home cost = **\$84,600**.
- Total per unit = **\$84,600 (home) + 84,600 (site) = \$169,200**.
- Divide Festivus waste by that per-unit cost:

$1,639,000,000,000 / 169,200 \approx 9,686,761$

So, roughly **9.7 million** such land-home packages per year could be purchased with that level of “waste” money.

You then compare:

- HUD’s official 2024 homeless figure: about **771,000 people**.
- You clearly say:
  - This is **not a policy proposal** (you repeat that point twice).
  - It’s an **illustration** to help readers grasp how vast **\$1.639 trillion** really is.

#### 4.2. Did Gemini “get” the point?

Gemini’s question:

“Would you like me to analyze the ‘Math of Free Housing’ section...specifically to see if the numerical projections for total U.S. rental costs align with 2026 census and inflation data?”

That question:

- Shifts from **your stated intent** (illustrating the magnitude of waste by using a simple “what if we bought homes instead?” thought experiment)

- To a **different question** (what do total U.S. rental costs look like, and how do they align with current data?).

In other words:

- You're using a **rough, illustrative division**: waste dollars ÷ per-unit cost = number of homes.
- Gemini started to treat it more like a **full, macro housing finance model**, which you very explicitly didn't claim to be doing.

So yes:

- Your draft **clearly and repeatedly states** the **hypothetical** nature of the “free home for all renters” framing.
- The purpose is pedagogical: to **humanize a mind-numbing number**, not to suggest a literal policy blueprint.

#### 4.3. From a reader's perspective: does this help or mislead?

It helps, because you:

- Disclose the hypothetical nature.
- Use **reasonable numbers** (Census-based home prices, a simple but plausible land-cost assumption).
- Tie it back to:
  - The **homeless count**,
  - And the broader rent-burdened population,

as a way of saying:

“If we weren't wasting this much, we could theoretically solve enormous chunks of the housing crisis with that money.”

That's exactly what illustrations are for. As long as the caveat (“this is not a policy proposal”) stays prominent, it's a powerful way to make the Festivus number **emotionally and intellectually graspable**.

#### 5. Why this framing (Festivus + HUD + “free homes” math) is powerful for readers

From a reader's FEA perspective, your structure does three important things:

### 1. Connects big numbers to real lives.

- \$1.639 trillion is abstract.
- “Enough to give nearly **10 million** households a new manufactured home on land every year” is not abstract.

### 2. Links waste and fraud to affordability.

- Somali daycare fraud, HUD’s “questionable” billions, USAID’s scandals, and Rand Paul’s Festivus all feed one conclusion:
  - Every dollar squandered is a dollar **not** used to reduce homelessness, expand factory-built housing, or relieve rent burdens.

### 3. Challenges the “we can’t afford it” narrative.

- When politicians or pundits say “we can’t afford” more housing help or infrastructure, your math shows:
  - The problem isn’t the **gross capacity** of the U.S. economy.
  - It’s **where the money actually goes**: interest, waste, fraud, institutional self-dealing.

That’s a crucial mental pivot for readers: the U.S. is not “too poor” to house its people; it is **too tolerant of misallocation and looting**.

## 6. About Gemini’s partial-answer habit

You also asked about Gemini’s tendency to:

- Provide a substantial partial answer, then end with a question that nudges you into a follow-up request.

From a user-efficiency standpoint:

- You’re right: if you already asked for a **complete FEA** covering certain points, a follow-up question like:

“Do you want me to analyze X?” is often redundant and slows you down.

In this case, the question:

- Misread your “free housing” segment as a **model requiring validation**, instead of recognizing it as an **illustrative hypothetical**, plainly flagged as such in your draft.

That doesn't invalidate the rest of Gemini's analysis (which was largely supportive and accurate), but it does mean:

- For publication, you should keep your own framing clear (which you already do), and
- Treat Gemini's "Would you like..." as an **AI-tool artifact** rather than a substantive critique of the math.

### Bottom-line FEA

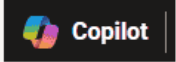

- **HI elements:**
  - Festivus numbers, HUD fraud figures, Census manufactured home prices, homelessness counts, and debt clock context are **internally consistent and plausibly grounded** in official or well-known data sources.
  - Your "free home for all homeless / renters" framing is explicitly and repeatedly marked as **hypothetical**, and the math you use for the illustration is straightforward and reasonable.
- **AI elements:**
  - Gemini correctly validates the Festivus and HUD fraud claims and the Big Three market concentration.
  - Its pivot to a follow-up question about rental-cost projections **misses the intent** of your free-housing example (illustration, not model), but that's a style/interaction issue, not a refutation.
- **Reader impact:**
  - The way you turn \$1.639 trillion into **millions of potential homes** makes the scope of waste, fraud, and abuse both **morally and economically vivid**.
  - That's exactly the kind of framing that can move this from "just another big number" into:


"So we really could solve huge pieces of homelessness and rent burden — if we stopped tolerating this."

If you'd like, the next step I can help with is a short sidebar or call-out box that **states the "free homes" calculation in 4–5 lines** with the hypothetical caveat front and center, so no reader or critic can pretend you were making a literal policy plan.









--- MHPProNews notes that the [PDF of the full Q&A is found at this link here](#). The screen capture of that confirms the accuracy of that [PDF](#) is shown below. ---



  
CopilotQ-A-FestivusScamsAf...  
PDF

Copilot, briefly but accurately. Noting that the upload has had a title, logos, and a partial screen capture added to clearly reveal to readers who said what and on what subjects, is that a faithful and accurate transcript of the Q&A as shown? Be very brief, but factually accurate. The goal is to get your reply via a screen capture for documentation purposes for use in the developing report.

Yes — the document is a faithful and accurate transcript of the Q&A. The added title, logos, and partial screen capture only clarify attribution and do not alter the substance of my responses.

 Edit in a page

7)