



Citizens Against Government Waste

Prime Cuts Summary



SEPTEMBER 2017



INTRODUCTION

As Washington, D.C. adjusts to a new administration, the fiscal carnage caused by past presidents continues to haunt the United States. The national debt nearly doubled under former President Obama and is poised to exceed \$20 trillion before the end of 2017. To help chart a path out of this calamitous economic hole, Citizens Against Government Waste (CAGW) is releasing *Prime Cuts 2017*, a comprehensive account of options the federal government possesses to cut into the constantly growing debt.

CAGW has been publishing *Prime Cuts* since 1993. The 2017 version contains 607 recommendations that would save taxpayers \$336.2 billion in the first year and \$2.3 trillion over five years. The Congressional Budget Office (CBO) [estimates](#) that the fiscal year (FY) 2017 budget deficit will be \$693 billion. If all the *Prime Cuts* recommendations were adopted, a balanced budget could be achieved within three years. Since CAGW's inception in 1984, the implementation of its recommendations has helped save taxpayers \$1.8 trillion.

Prime Cuts 2017 addresses every area of government spending. For example, the report proposes eliminating the Market Access Program (MAP), which aims to help agricultural producers promote U.S. products overseas. However, MAP is really a corporate welfare program that funnels millions of dollars to large, profitable corporations and trade associations that can well afford to pay for their own ads. Eliminating MAP would save taxpayers nearly \$1 billion over five years.

The recommendations also include long-standing proposals to eliminate the sugar, dairy, and peanut programs; reduce Medicare improper payments by 50 percent; and, increase the use of software asset management tools.

Finally, numerous cuts could be made to the Department of Defense (DOD) without jeopardizing national security, including eliminating congressional add-ons for the F-35 Joint Strike Fighter program. The F-35

is \$170 billion over budget and is on pace to become the most expensive weapon system in history, including an estimated lifetime cost of \$1 trillion for operation and maintenance.

While some in Congress consider DOD spending to be sacrosanct, U.S. military brass is on board with cost savings at the Pentagon. In August 2013, Navy Vice Admiral David Dunaway stated, “In the face of decreasing budgets, rapidly evolving threats, and a shift in national defense strategy that demands more than ever from our naval forces, it’s imperative that every dollar spent increase warfighting capability.”

By following the blueprint provided by CAGW’s *Prime Cuts 2017*, wasteful government spending can be cut and the nation can start on a path toward fiscal sanity. *Prime Cuts 2017* is essential reading for taxpayers, the media, and legislators alike.

I. AGRICULTURE



Eliminate the Rural Utilities Service

1-Year Savings: \$8.2 billion

5-Year Savings: \$41 billion

The Rural Electrification Administration (REA) was established in 1935 to bring electricity to America’s rural communities. By 1981, 98.7 percent electrification and 95 percent telephone service coverage was achieved. Rather than declaring victory and shutting down the REA, the agency was transformed into the Rural Utilities Service (RUS) in 1994 and then expanded to provide loans and grants for other utilities including telephone service to underserved areas of the country. That mission was further expanded under the 2002 Farm Bill to provide broadband services to unserved or underserved rural areas, which are generally defined as communities with populations of less than 20,000. These services are provided in part through the Rural Broadband Access Loan and Loan Guarantee Program (BAP).

Some of the BAP’s wasteful projects include the \$667,120 given to Buford Communications of LaGrange, Arkansas, (population 122) in 2009 to build a hybrid fiber coaxial network and a new community center. This equates to \$5,468 per resident of LaGrange.

Another RUS program rife with waste is the Water and Waste Disposal System Loans and Grants Program (WWD), which was intended to improve quality of life and create jobs in rural communities. According to a July 2012 Department of Agriculture (USDA) Inspector General (IG) [report](#), “as of September 30, 2011, RUS had obligated \$3.3 billion in grants and loans to fund 854 WWD projects throughout the United States.” Only three of the 22 projects examined by the IG were completed on time, and the majority of the projects were started five to 30 months after the funds were obligated. The RUS created only 415 new jobs through the WWD, which is “less than 20 percent of the actual jobs identified in planning estimates.”

I. AGRICULTURE (continued)

CAGW's [2017 Congressional Pig Book](#) identified a \$10 million earmark for high energy cost grants within the RUS. Since FY 2002, members of Congress have added seven earmarks for high energy cost grants totaling \$123.5 million.

The time has come to unplug and dispose of the RUS.

I. AGRICULTURE (continued)



Eliminate the Sugar Subsidy

1-Year Savings: \$1.2 billion

5-Year Savings: \$6 billion

The U.S. sugar program is an outdated, Soviet-style command-and-control program that uses import quotas, loans, marketing allotments, price supports, and tariffs to artificially inflate the price of sugar. The federal government establishes a minimum price for sugar in the U.S., which averages roughly [double](#) the world price. The government also imposes marketing controls, limiting how much sugar processors are allowed to sell. These allotments are enforced and administered by a small cartel of sugar processors.

Consumers are [paying](#) about \$3.5 billion more each year in artificially inflated prices for commodities that use sugar, including baked goods, beverages, candy, cereal, dairy products, snack foods, and hundreds of other products. The program has been costly to the economy as well. According to the Department of Commerce, “Between 1997 and 2014, 132,000 jobs were lost in sugar-using industries.” For every sugar growing job that is protected under the program, about three manufacturing jobs are lost.

Few examples exist of more conspicuous public regulation for the benefit of entrenched special interests at the expense of taxpayers than the U.S. sugar program.

The sweet deal for sugar leaves a sour taste for consumers and taxpayers. The program should be replaced with market-oriented reforms in order to help consumers, food manufacturers, taxpayers, producers, and the environment.

I. AGRICULTURE (continued)



Eliminate the Dairy Subsidy

1-Year Savings: \$234.3 million

5-Year Savings: \$1.17 billion

The U.S. dairy market is a complex tangle of subsidies and price supports. Through a series of federal Milk Marketing Orders, which are based historically on the distance from Eau Claire, Wisconsin, to where the milk is produced, the government sets minimum prices that dairy processors must pay for Grade A milk. These vary from region to region, and milk producers are forbidden to sell their product in another region.

While taxpayers dodged a bullet when the 2014 Farm Bill did not include the proposed Dairy Market Stabilization Program, the conference agreement instead created a new Dairy Product Donation Program, which allows the purchase of dairy products at market prices “for donation to public and private nonprofit organizations that provide nutrition assistance to low-income populations.” The program, which was never considered in the House or Senate, would require the USDA to buy dairy goods when market prices drop below a certain threshold and continue these purchases until market prices resurface above the established threshold.

The best solution for taxpayers and consumers is for milk markets to be deregulated and made to resemble other competitive industries.

I. AGRICULTURE (continued)



Eliminate the Market Access Program (MAP)

1-Year Savings: \$174 million

5-Year Savings: \$870 million

Formerly known as the Market Promotion Program, MAP is one of the federal government’s most blatant examples of corporate welfare. Over the past decade, MAP has provided nearly \$2 billion in taxpayer money to help agriculture trade associations, farmer cooperatives, and individual companies advertise their products [overseas](#). In FY 2015, MAP [allotted](#) \$173 million to groups like the Cotton Council International, U.S. Meat Export Federation, and the Popcorn Board. Previous beneficiaries have included successful companies such as Blue Diamond, Sunkist, Tyson, and Welch Foods.

Former President Obama’s FY 2012 budget proposed a 20 percent cut in MAP, but an amendment to achieve even that limited objective was [struck down](#) in the Senate.

A June 2012 [report](#) on MAP by former Sen. Tom Coburn (R-Okla.) disclosed that some of the \$20 million that was given to the Cotton Council International (CCI) in 2011 was used to create an Indian reality TV show in which designers create clothing made from cotton. The show was intended to promote the use of cotton generally, not necessarily cotton from the U.S. Indeed, India does not have any need for U.S. cotton, as it is a net exporter of the product, producing twice the amount of U.S. cotton growers. MAP has provided more than \$169 million to CCI over 10 years.

It is long past time to eliminate MAP.

I. AGRICULTURE (continued)



Eliminate the Peanut Subsidy

1-Year Savings: \$74 million

5-Year Savings: \$370 million

Programs designed to support the peanut industry have existed in some form since the early 1900s. Originally, peanuts were subsidized with a production quota; only those who owned or leased production quotas from the government were allowed to produce. These valuable quotas drove the cost of peanuts to nearly twice the world price. The 2002 Farm Bill eliminated production quotas, but Congress chose to create a new direct payment program in order to compensate farmers for removing this “resource,” costing taxpayers \$1.3 billion over five years.

The direct payment program created a system of payments and counter-cyclical payments to “historic peanut producers,” or those who grew peanuts from 1998-2001. Unbelievably, the farmers were paid regardless of whether they currently produced peanuts.

The 2014 Farm Bill eliminated direct payments, but greatly expanded crop insurance in an effort to make up for the loss of such payments. Producers of covered commodities, including peanuts, chose in late 2014 to participate in either the Agriculture Risk Coverage (ARC) program or the Price Loss Coverage (PLC) program. Under the PLC program, payments are made to farmers when the price for a crop dips below its “reference price.” The Farm Bill set the reference price for peanuts at \$535 per ton. Under the ARC program, USDA makes a payment for a covered crop in any year that “actual crop revenue” for the commodity is less than its “agriculture risk guarantee.”

Many economists [believe](#) that the cost of the expanded crop insurance programs will significantly exceed initial estimates, as crop prices are beginning to fall much sooner than projected. A December 8, 2016, CBO [report](#) found that if the ARC and PLC programs were eliminated for all crops, taxpayers would save \$4.2 billion over the next decade.

II. COMMERCE



Eliminate the Hollings Manufacturing Extension Partnership

1-Year Savings: \$130 million

5-Year Savings: \$650 million

Started at the behest of Senator Ernest “Fritz” Hollings (D-S.C.) in 1988, the Hollings Manufacturing Extension Partnership (HMEP) was designed to increase the efficiency and profitability of American manufacturing firms. Fees from clients were supposed to make the program self-sufficient, but historically have covered only one-third of its costs. In practice, the HMEP amounts to corporate welfare for advisors and consultants.

The CBO 2009 “Budget Options” [report](#) stated that “about half of the partnership’s clients believe the services they obtained from HMEP are available other places, although at a higher cost.” But there is no such thing as a free lunch. HMEP services cost less because taxpayers are charged for the difference. Non-manufacturing industries get by without this special favor from the government. Manufacturing should do the same.

III. DEFENSE



Eliminate earmarks for the F-35 Joint Strike Fighter (JSF) program

1-Year Savings: \$500 million

5-Year Savings: \$2.5 billion

The acquisition misadventures of the JSF program have been well-documented. In development for nearly 16 years and six years behind schedule, the program is [approximately](#) \$170 billion over budget and has encountered an abundance of persistent issues. An April 2015 Government Accountability Office (GAO) [report](#) noted that the lifetime operation and maintenance costs of the most expensive weapon system in history will total approximately \$1 trillion.

Many of the problems with the F-35 program can be traced back to the decision to operate program development and procurement simultaneously. This meant that whenever problems were identified, contractors needed to go back and make changes to aircraft that were already in production.

Speaking at the Aspen Security Forum on July 24, 2015, Air Force Secretary Deborah Lee James [stated](#), “The biggest lesson I have learned from the F-35 is never again should we be flying an aircraft while we’re building it.” And Under Secretary of Defense for Acquisition, Technology, and Logistics Frank Kendall [referred](#) to the purchase of the F-35 as “acquisition malpractice” in February 2014.

Remarkably, other DOD brass do not appear overly concerned. On December 19, 2016, Lieutenant General Christopher Bogdan, who heads the F-35 Program Office, [claimed](#) “This program is not out of control.” For this stark example of institutional bias, CAGW named Lt. Gen. Bogdan [Porker of the Month](#) for January 2017.

Rather than asking pressing questions as to whether the JSF remains worthy of further commitment, members of Congress provided an earmark for four additional aircraft. Since FY 2001, members of Congress have added 13 earmarks for the JSF program, costing \$2.4 billion.

IV. ENERGY



Sell the Southeastern Power Administration and Related Power-Generating Assets

1-Year Savings: \$0

5-Year Savings: \$1.2 billion

The Department of Energy owns and operates four Power Marketing Administrations (PMAs). The largest is the Southeastern Power Administration, which consists of 23 hydroelectric projects in Alabama, Florida, Georgia, southern Illinois, Kentucky, Mississippi, North Carolina, South Carolina, Tennessee, and Virginia. The PMAs sell energy at low, subsidized rates, but these rates are not targeted to low-income areas or disadvantaged consumers. According to the 2009 CBO “Budget Options” [report](#), the communities that receive PMA service “are similar to neighboring communities that do not,” and they “meet only a small share of the total power needs of households in the regions served.”

Selling Southeastern would allow it to operate in the private sector, where it should have been all along. The sale would be an important step in reducing the size and scope of the Department of Energy (DOE), which has expanded well beyond its original mission, and would be relatively painless for customers served by Southeastern. A January 1999 GAO [report](#) stated that users “would see their monthly electricity bill increase by less than \$1, while the maximum increase in their electricity bill would range in most states between \$1 and \$8.”

Selling the Southeastern Power Administration makes fiscal sense, as there is precedent for unloading PMAs: the Alaska Power Administration was [privatized](#) in 1996.

IV. ENERGY (continued)



Sell the Tennessee Valley Authority's Electric Power Assets and Privatize its Non-Power Functions

1-Year Savings: -\$5 million
5-Year Savings: \$1.1 billion

The Tennessee Valley Authority (TVA) is a multibillion dollar federally-owned and-operated corporation established in 1933 in an effort to bring electricity and development to some of the most underdeveloped parts of the Southeastern United States. TVA's non-power responsibilities include recreational programs, the promotion of public use of federal land and water resources, and the operation of a national fertilizer research center. Congress appropriates nearly \$140 million annually for these non-power duties.

As the CBO pointed out in its FY 2011 "Spending and Revenue Options" [report](#), "unlike private utilities, TVA does not have to provide a return to equity holders – in this case, the taxpayers, who are exposed to the risk of having to make up for future revenue shortfalls." According to TVA's FY 2017 [budget proposal](#), its debt is projected to reach \$29 billion by FY 2017, bringing it perilously close to the \$30 billion debt cap established by Congress. Despite this huge debt, the TVA has not relinquished its hold on electric utilities across the Southeast by turning its duties over to the private sector.

Many TVA supporters mistakenly believe that privatization would lead to rate hikes that might harm consumers, especially in low-income areas. In reality, the TVA charges rates that are in line with what the private sector would charge. Because of the TVA's poor financial position, savings would be minimal in the first year after the sale and privatization of TVA assets and functions, but would reach \$1.1 billion after five years.

V. ENVIRONMENTAL PROTECTION AGENCY



Eliminate Targeted Water Infrastructure Grants

1-Year Savings: \$5 million
5-Year Savings: \$25 million

In his FY 2012 [budget](#), former President Obama proposed eliminating targeted water infrastructure grants because they "are duplicative of funding available for such projects through the Clean Water and Drinking Water State Revolving Funds (SRFs), but are not subject to the State priority-setting process for these programs, which typically funds cost-effective and higher priority activities first." In other words, the grants are another example of the hundreds of redundant federal programs that should be eliminated. President Donald Trump also [proposed](#) eliminating the grants, making it a rare point of agreement between the two administrations. Since FY 1996, 1,823 earmarks costing taxpayers \$1.1 billion have gone toward water infrastructure.

V. ENVIRONMENTAL PROTECTION AGENCY (continued)



Eliminate the ENERGY STAR Program

1-Year Savings: \$52 million

5-Year Savings: \$260 million

The ENERGY STAR program, a joint venture between the DOE and the Environmental Protection Agency (EPA), started in 1992 as a voluntary labeling program to identify energy-efficient products. It includes a “Change the World, Start with ENERGY STAR” messaging program and funded the construction of exhibit houses in nine cities in an effort to convince more Americans to use energy-efficient products.

The program’s website [brags](#), “ENERGY STAR has been a driving force behind the more widespread use of such technological innovations as efficient fluorescent lighting, power management systems for office equipment, and low standby energy use.” Others would argue that high energy prices and a more environmentally-conscious society have been far more responsible for increasing energy efficiency. In other words, taxpayers do not need federal bureaucrats telling them how to save energy.

A March 2010 GAO [report](#) found that the ENERGY STAR program is vulnerable to fraud and abuse. The GAO submitted 20 phony products for certification, 15 of which were cleared, including a gas-powered alarm clock. Indicating how much reliance consumers place on ENERGY STAR labels, “two of the bogus Energy Star firms developed by GAO received requests from real companies to purchase products because the bogus firms were listed as Energy Star partners.” GAO reported that “certification controls were ineffective primarily because Energy Star does not verify energy-savings data reported by manufacturers.”

Only four of the 20 products submitted, or 20 percent, were required by ENERGY STAR to be cleared by an independent third party. Taxpayers should not be forced to tolerate ENERGY STAR results that are close to the Mendoza Line.

VI. HEALTH AND HUMAN SERVICES



Reduce Medicare Improper Payments by 50 Percent over Five Years

1-Year Savings: \$4.1 billion

5-Year Savings: \$20.6 billion

Medicare is plagued with the highest reported amount of improper payments of any federal program. According to the Centers for Medicare and Medicaid Services’ (CMS) FY 2016 Comprehensive Error Rate Testing [report](#), the improper payment rate was 11 percent and the improper payment amount was \$41.1 billion. Because of its chronic vulnerability to fraud, waste, abuse, and mismanagement, the GAO has for 20 years [designated](#) the Medicare program as “high risk.”

In a bipartisan effort to reduce improper payments and help stave off the impending bankruptcy of the Medicare Trust Fund, Congress first implemented a Recovery Audit Contractor (RAC) demonstration project for Medicare Parts A and B that ran from 2005 to 2008 and recovered more than \$900 million in overpayments to providers. Congress enacted legislation to expand the program nationwide and make it permanent, a process that began in early 2009 and was fully implemented by September 2010.

In 2010, Congress further expanded the scope of RACs to include auditing for Medicare Parts C and D in the Affordable Care Act. The legislation also required states and territories to establish RAC programs for Medicaid, noting that the RAC program was a proven, valuable tool in reducing improper payments.

Since the beginning of the RAC program, \$11.3 billion has been returned to the Medicare Trust Fund. In FY 2013 alone, RACs collected \$3.65 billion, according to the Medicare Trustees’ report to Congress on the program. Only \$57.6 million of that amount, [or 1.6 percent](#), was overturned at the first level of appeal. In addition, only [9.3 percent](#) of all claims that reached the top level of appeal to administrative law judges was overturned in FY 2013.

VI. HEALTH AND HUMAN SERVICES (continued)

RACs have an average accuracy rate of 96 percent, which makes them far and away the most successful tool Congress has ever implemented to protect taxpayers and Medicare beneficiaries from rampant improper payments. The Trustees' FY 2013 RAC report called the RAC program "an important initiative in CMS's goal to reduce improper payments and pay claims accurately."

Criticism of the RACs by hospitals and other providers has been a significant factor in pushing both CMS and Congress into suspending audits, which is a subversion of the spirit, if not the letter, of the law. These complaints are both overblown and inaccurate. RACs audit only 2 percent of claims and must receive pre-approval of audits by CMS. Each audit is overseen by a medical professional.

Attempts to gut the RAC program contravene CMS's own data that the RAC program led to a reduction in the error rate of Medicare improper payments. After the rate of improper payments dropped from 10.8 percent in FY 2009 to 8.5 percent in FY 2012, they [rose](#) to 11 percent in FY 2016.

Members of Congress should not only stop giving in to pressure to weaken the RAC program, they should reinstate and safeguard the RACs. Otherwise, Medicare will have little chance of dropping down from its current – and growing – position as number one in improper payments.

VI. HEALTH AND HUMAN SERVICES (continued)



Raise the Retirement Age for Social Security Beneficiaries

1-Year Savings: \$200 million

5-Year Savings: \$7.6 billion

Currently, retirees are eligible to begin receiving Social Security benefits at age 62 under "early" retirement, but these beneficiaries receive smaller payments over the rest of their lives. The current Normal Retirement Age (NRA) is 65 for workers born before 1938, and increases in two-month increments until it becomes 66 for those born between 1943 and 1954. It is slated to reach 67 for workers born in 1960 or later.

According to the 2017 Social Security and Medicare Boards of Trustees [annual report](#), the two social programs ate up 42 percent of federal expenditures in FY 2016. Social Security's expenditures have exceeded non-interest income since 2010, and the trustees estimate that this will continue throughout the 75-year projection period. According to the report, "Both Social Security and Medicare will experience cost growth substantially in excess of GDP growth through the mid-2030s due to rapid population aging caused by the large baby-boom generation entering retirement and lower-birth-rate generations entering employment."

The report stressed that "lawmakers take action sooner rather than later to address these shortfalls, so that a broader range of solutions can be considered and more time will be available to phase in changes while giving the public adequate time to prepare. Earlier action will also help elected officials minimize adverse impacts on vulnerable populations, including lower-income workers and people already dependent on program benefits."

According to the U.S. Census, average life expectancy at birth for all Americans increased from 59.1 years in 1935, the year Social Security was established, to [78.8 years](#) in 2016. But the eligibility age for Social Security has hardly moved. Reforming the NRA immediately so that it reaches 67 for workers born in 1951 and 70 for workers born in 1969, and raising it by one month every other year thereafter until it reaches 70 for all retirees, would save taxpayers \$7.6 billion over the next five years, according to a December 2016 CBO [report](#).

VI. HEALTH AND HUMAN SERVICES (continued)



Raise the Eligibility Age for Medicare Recipients

1-Year Savings: \$0

5-Year Savings: \$5.1 billion

The populations that receive Medicare and Social Security are identical; thus, it makes sense that the eligibility age for each should be raised simultaneously. Medicare alone is expected to cost more than \$1 trillion annually by 2020 and will become insolvent by 2030. The 2017 Medicare Trustees Report [projects](#) Medicare spending as a percentage of the economy to increase from 3.6 percent in 2016 to 9 percent in 2090.

Currently, Medicare recipients can begin collecting benefits at the age of 65. According to a December 2016 CBO [report](#), using 2017 as the starting point to increase Medicare's eligibility age by two months annually until it reaches 67 would reduce Medicare costs \$55.2 billion by 2026.

VII. HOUSING AND URBAN DEVELOPMENT



Eliminate Community Development Block Grants (CDBGs)

1-Year Savings: \$3.2 billion

5-Year Savings: \$13 billion

In the 1970s, many American cities suffered from destitution and blight. During the 1977 World Series, swathes of New York's South Bronx burned to the ground as Howard Cosell narrated on national television. It was in that era when Congress created CDBGs in an effort to revitalize low-income areas in cities across the country.

The money was intended for infrastructure investments, housing rehabilitation, job creation, and public services in metropolitan cities and urban counties. The program was intended to be flexible, but more than \$100 billion given away to local governments over the last 35 years has fallen short on both accountability and results. Buffalo, New York, has received more than \$500 million in CDBGs over the last 30 years, with little to show for it, and Los Angeles handed out \$24 million to a dairy that went bust 18 months later.

The CDBG formula for eligibility does not take a community's average income into account. As a result, several very wealthy cities with robust tax bases, such as Greenwich, Connecticut, have received CDBG dollars. A September 2012 GAO [report](#) found that "some cities with higher unemployment rates received less funding per unemployed person than other cities with lower unemployment rates." Even former President Obama [recommended](#) reducing CDBG funding because "the demonstration of outcomes [is] difficult to measure and evaluate." President Trump's FY 2018 budget included the elimination of the entire CDBG program.

VII. HOUSING AND URBAN DEVELOPMENT (continued)



Eliminate the Neighborhood Reinvestment Corporation (NeighborWorks America)

1-Year Savings: \$167.7 million

5-Year Savings: \$838.5 million

Congress established the Neighborhood Reinvestment Corporation in 1978 to revitalize “older urban neighborhoods by mobilizing public, private and community resources at the neighborhood level.” In 2005, the name was changed to NeighborWorks America.

In 2010, GAO [found](#) that NeighborWorks America was one of many federal programs to have supplied grants to ACORN, the community organizing group accused in recent years of voter fraud and other scandalous behavior. [ExpectMore.gov](#), the George W. Bush administration’s rating system for federal programs that was managed by the Office of Management and Budget (OMB), called NeighborWorks America only “moderately effective,” and stated that it “lacks measures that focus on neighborhood change or outcomes in the lives of those it assists.” According to CBO, NeighborWorks [duplicates](#) low-income housing, community development, and homeownership programs that already exist within the Department of Housing and Urban Development (HUD).

VIII. INTERIOR



Open the Coastal Plain of the Arctic National Wildlife Refuge (ANWR) to Leasing

1-Year Savings: \$0

5-Year Savings: \$2.5 billion

The 1980 Alaska National Interest Lands Conservation Act (ANILCA) created 104 million acres of wilderness areas, national parks, and wildlife refuges, including the 19 million acre ANWR. ANILCA stipulated that potential petroleum reserves should be researched. In 2009, the CBO [stated](#) that “ANWR’s coastal plain appears to have the best potential for oil production of any unexplored onshore area in the United States.” A February 2012 CBO [report](#) found that leasing portions of ANWR to private firms for oil and natural gas production would result in a decrease of \$2.5 billion in direct spending by the federal government, even before post-extraction royalties. ANWR drilling would further reduce America’s dependence on foreign energy while lowering gas and oil prices. The area that would be drilled makes up less than 1 percent of ANWR, making the protests against drilling seem small and unimportant.

VIII. INTERIOR (continued)



Suspend Federal Land Purchases

1-Year Savings: \$466 million

5-Year Savings: \$2.3 billion

The federal government currently owns roughly one-third of all U.S. land, including more than 80 percent of Alaska and Nevada and more than half of Idaho, Oregon, and Utah. A March 2000 CBO [report](#) stated that the National Park Service (NPS), the Forest Service, and the Bureau of Land Management might better meet “environmental objectives such as habitat protection and access to recreation ... by improving management in currently held areas rather than providing minimal management over a larger domain.” In 2003, the GAO [reported](#) that the NPS’s maintenance backlog was more than \$5 billion. Since then, federal land acquisitions have accelerated, placing even greater burdens on an obviously inefficient and overstrained system. On March 14, 2017, the Congressional Research Service (CRS) [reported](#) that NPS’s maintenance backlog was \$11.9 billion and poised to increase.

IX. JUSTICE



Terminate Community Oriented Policing Services (COPS)

1-Year Savings: \$829.1 million

5-Year Savings: \$4.1 billion

A signature plan of the Clinton administration, COPS was intended to reduce rising crime rates in the early 1990s by providing federal grant money for the hiring of 100,000 police officers to patrol American streets. Two decades later, the program has failed to reach its stated goals and has fallen victim to hundreds of millions of dollars in waste, fraud, and abuse.

On top of the waste and mismanagement, COPS requires that recipient cities keep the program running on their own dime for at least one year after the grant money runs out, which creates another unfunded mandate for local governments already strapped for cash.

A July 2012 GAO [report](#) found substantial overlap among Department of Justice (DOJ) grant programs, which in many instances perform the same function. The GAO suggested that DOJ perform an assessment of the programs to find “where a consolidation of programs may be more efficient.” COPS would be a great place to start. A September 2010 CRS [report](#) found that the costs of the program outweighed the benefits by more than \$1 billion.

COPS has also long been a prime repository for pork; since FY 1998, members of Congress have crammed 2,872 earmarks, costing taxpayers \$1.8 billion, into the Commerce, Justice, Science, and Related Agencies Appropriations bills. On the bright side, legislators have not included an earmark for COPS since FY 2009.

IX. JUSTICE (continued)



Eliminate Edward Byrne Memorial Justice Assistance Grants (JAG)

1-Year Savings: \$519 million

5-Year Savings: \$2.6 billion

The JAG program has been around since 1988 in one form or another.

In 2005, Congress merged several DOJ grant programs under the JAG umbrella. Unfortunately, the program gives away money with too much flexibility, no effective targeting strategy, weak oversight, and few consequences for mismanagement of the funds. JAG funds have been frequently earmarked, with 2,449 earmarks costing \$1.8 billion since FY 2001, and the program has turned into an open-ended subsidy for states' routine operational law enforcement expenses.

In a June 19, 2008, *Washington Post* [article](#), Sen. Claire McCaskill (D-Mo.) said, "Some bureaucrat cannot decide on a whim who gets precious tax dollars. It's insulting to all the programs that work hard on their applications to have merit take a back seat to who you know."

The Bush administration's ExpectMore.gov described the Byrne grants as "a variety of potential local law enforcement activities rather than a clearly defined, specific or existing problem, interest, or need. ... With program funds eligible to be used for multiple purposes, the Department of Justice cannot target the funds to high priority uses. There are no meaningful goals for the program. Performance measures are still under development. Grantees are not required to report on performance. As a result, it is difficult to determine what the program is accomplishing."

JAGs are certainly accomplishing government waste and, therefore, the program should be terminated.

IX. JUSTICE (continued)



Terminate Funding for the State Justice Institute

1-Year Savings: \$5.1 million

5-Year Savings: \$25.5 million

The State Justice Institute was created by Congress in 1984 to "improve the quality of justice in State courts, facilitate better coordination between State and Federal courts, and foster innovative, efficient solutions to common issues faced by all courts." To accomplish this mission, it provides grants for research on criminal justice issues. However, the institute is duplicative of other programs within DOJ. House Republican leaders have repeatedly suggested eliminating the program.



Repeal the Davis-Bacon Act

1-Year Savings: \$512 million

5-Year Savings: \$6.3 billion

The Davis-Bacon Act, passed in 1931, requires that contractors pay their employees the “prevailing wage” on federal projects costing more than \$2,000. The mandate raises the cost of government projects by 15 percent and costs taxpayers \$512 million annually. Davis-Bacon has been touted by labor unions and politicians as essential to ensuring fair compensation on government jobs. In reality, the “prevailing wage” tends to correspond to union wages, especially in urban areas. This effect is no accident. Davis-Bacon was passed as part of an effort by high-skilled, high-wage, mostly white workers to keep out lower-paid, non-union, minority competition. In 1931, Rep. Miles Allgood (D-Ala.), arguing for the act’s passage, [complained](#) of “that contractor [who] has cheap colored labor which he transports ... and it is labor of that sort that is in competition with white labor throughout the country.”

Davis-Bacon supporters have argued that hiring low-wage workers would result in shoddy work. But the federal government is aware that this is not accurate. Davis-Bacon was suspended in the aftermath of Hurricanes Andrew and Katrina to facilitate reconstruction, and the GAO [reported](#) in September 2009 that many stimulus projects were delayed for months because of onerous Davis-Bacon requirements. A January 27, 2010, Heritage Foundation [study](#) found that suspension of Davis-Bacon under the stimulus “would allow the government to build more and hire 160,000 new workers without increasing the deficit.”

A 2013 CBO [analysis](#) found that repealing Davis-Bacon would save taxpayers \$13 billion between 2015 and 2023.

The U.S. Chamber of Commerce also [supports](#) repealing Davis-Bacon. Its elimination would “spur local economic growth by making it easier for state and local governments to fund federally subsidized projects such as school construction and improvements to the transportation infrastructure,” and “create an estimated 31,000 new construction jobs and remove a barrier that keeps many smaller and minority owned construction firms from bidding on federally funded construction projects.”

X. LABOR (continued)



End Susan Harwood Training Grants

1-Year Savings: \$11 million

5-Year Savings: \$55 million

The Occupational Safety and Health Administration (OSHA) [offers Harwood](#) grants to nonprofit organizations to provide safety training to workers. Although the grants are competitively awarded, President George W. Bush repeatedly targeted this program for elimination for three reasons: it duplicates more cost-effective OSHA education activities; there was no data proving the program was successful; and, grantees found it difficult to get workers to attend the training programs. Two [projects](#) funded in FY 2012 provide more justification for termination: a combined \$418,472 to four different organizations to teach employees how to avoid falling and \$120,000 to Kansas State University for a program on “Grain Handling Operations.”

XI. TRANSPORTATION



Eliminate Federal Subsidies for Amtrak

1-Year Savings: \$1.4 billion

5-Year Savings: \$5.9 billion

Since Amtrak was created in 1971, it has cost taxpayers more than \$40 billion. The railroad was supposed to earn a profit but has continuously failed to do so. For example, a 2009 study [found](#) that taxpayers paid \$32 in subsidies per Amtrak passenger in 2008. By booking a month in advance, it is possible to buy a round-trip plane ticket from New Orleans to Los Angeles and back for less than the \$437.82 that Amtrak loses per passenger on a one-way trip between those same locations. To make matters worse, an August 2012 *New York Times* [article](#) reported that Amtrak had lost \$834 million on food service alone since 2002, largely due to employee theft.

Unfortunately, the waste and abuse does not end with food sales. The Amtrak Office of Inspector General (OIG) has issued several reports detailing inadequate supervision, including a September 2012 [report](#) that investigated two employees who received fraudulent pay for hours they never worked. One employee was paid \$5,600 in regular and overtime pay “when he was actually off Amtrak property officiating at high school sporting events.” Another employee was observed for 84 days, and it was discovered that “\$16,500 of the \$27,000, or 61 percent of the overtime wages he was paid were fraudulent.” The OIG concluded that, since it is likely that this employee had a history of fraudulent overtime pay, the amount of fraudulent pay “would be approximately \$143,300 of the \$234,928 that he was paid.”

Amtrak boasts that ridership continues to increase by [3.5 percent a year](#), with the majority of this increase coming from Amtrak’s Northeast corridor routes. Amtrak [admits](#) that those same routes are the only ones turning a “net profit.” None of the long-distance, lesser-used routes were projected to turn a profit. In fact, Amtrak stated that these lines cost the most to operate and bring in the least amount of revenue. Given this information, any well-managed privately owned business would have shut down these lines years ago. As a consequence of this mismanagement, Amtrak’s FY

XI. TRANSPORTATION (continued)

2016 net operating [loss](#) was \$227 million. But, instead of exorcising its ineptitude, Amtrak has [requested](#) a budget of \$1.8 billion for FY 2017.

Even previous supporters of Amtrak have voiced skepticism. Former Amtrak spokesman and rail expert Joseph Vranich [asserted](#) that “Amtrak is a massive failure because it’s wedded to a failed paradigm. It runs trains that serve political purposes as opposed to being responsive to the marketplace. America needs passenger trains in selected areas, but it doesn’t need Amtrak’s antiquated route system, poor service and unreasonable operating deficits.” Even the so-called “Father of Amtrak,” Anthony Haswell, regrets his involvement, [stating](#), “I feel personally embarrassed over what I helped to create.”

XI. TRANSPORTATION (continued)



End the Essential Air Service (EAS)

1-Year Savings: \$175 million

5-Year Savings: \$875 million

The EAS was created in the 1970s after airline deregulation in an effort to retain air service in smaller communities. Today, it provides subsidies to 153 rural communities in 35 states and Puerto Rico. Unfortunately, what was intended to be a temporary program has morphed into a funnel for subsidies to support largely empty flights that otherwise would never leave the ground.

According to a September 19, 2009, *Los Angeles Times* [article](#), EAS “spends as much as thousands per passenger in remote areas” and “provides service to areas with fewer than 30 passengers a day.” Among the most absurd recipients of EAS subsidies is an airport in Johnstown, Pennsylvania, tirelessly defended by the late Rep. John Murtha (D-Pa.), from which just 18 flights leave each week. Johnstown is only two hours east of Pittsburgh International Airport by car.

A May 2012 [investigation](#) by Scripps Media “exposed one flight between Baltimore and Hagerstown, Maryland – just about 75 miles apart – [that] was so sparse the captain allowed the only other passenger who wasn’t our producer to sit in the co-pilot’s seat,” and cited two other flights on the same route with just one passenger each. The investigative team found that “A 19-seat plane from Cleveland to Dubois, Pennsylvania, about 180 miles east, had just one passenger as well.”

The Federal Aviation Administration funding [bill](#) that passed in February 2012 limited EAS funding recipients to airports that are more than 175 miles from a major hub and that move more than 10 passengers a day. Limits are insufficient; the EAS needs to be grounded.

XII. OTHER RECOMMENDATIONS



Eliminate the Legal Services Corporation (LSC)

1-Year Savings: \$420 million

5-Year Savings: \$2.1 billion

Established in 1974, the LSC functions as a nonprofit organization, but receives the bulk of its funding from the federal government. Its board is appointed by the President. Although the LSC claims to be the largest provider of legal aid for the poor, questions exist as to whether the corporation has the systems in place to evaluate its ability to fulfill its mandate and ensure that taxpayer funds are used wisely. Further, the LSC has long been accused of having an ideological bias and funding causes unrelated to counseling the poor.

A 2007 GAO [report](#) criticized LSC's governance and accountability, noting, "LSC has not kept up with evolving reforms aimed at strengthening internal control over an organization's financial reporting process and systems." A June 2010 GAO [report](#) took issue with LSC's grant management systems and noted that while LSC "has taken steps" to address previous GAO recommendations, "several have yet to be fully addressed."

The Sixth Amendment guarantees defendants the right to be represented by counsel, but it does not guarantee funds for private nonprofit organizations. If Congress seeks to ensure better counsel for the poor, a more appropriate method would be to improve the capabilities of court-appointed attorneys. Funneling taxpayer dollars into private hands like the nonprofits funded by the LSC invites corruption and the politicization of federal outlays.

XII. OTHER RECOMMENDATIONS (continued)



Eliminate the AmeriCorps Program

1-Year Savings: \$346 million

5-Year Savings: \$1.7 billion

Created in 1993, AmeriCorps, which was heralded as a domestic version of the Peace Corps, is the largest national and community service program since the Civilian Conservation Corps of the 1930s. The program has three statutory goals for its more than 75,000 service members: to advance youth volunteerism; to use volunteers to address pressing community problems; and, to leverage private sector financial support using Corporation for National Service (its parent organization) grants as seed money.

The recruits hired by AmeriCorps cost taxpayers a bundle. An August 1995 GAO [audit](#) of 93 AmeriCorps grantees found that "programs operated by nonprofit, state, and local agencies received about \$25,800 in cash and in-kind contributions per participant. In contrast, programs sponsored by federal agencies received about \$31,000 in cash and in-kind contributions per participant--about 20 percent more than programs administered by nonfederal grantees."

A November 13, 2013, CBO [analysis](#) suggested funding these projects on the local, rather than federal, level which would mean that, "the local government, community, or organization that receives the benefits would know better whether a service project was valuable enough to fund and which service projects should receive the highest priority in tight budgetary situations."

When it was started, AmeriCorps was hailed by former President Clinton as a catalyst for strengthening community service and youth volunteerism. Instead, it has become a taxpayer-subsidized operation with amorphous goals and little to no measurement of its accomplishments. For almost \$350 million annually, Americans deserve better than a glorified resumé booster.

XII. OTHER RECOMMENDATIONS (continued)



Eliminate the National Endowment for the Humanities (NEH) and the National Endowment for the Arts (NEA)

1-Year Savings: \$335 million
5-Year Savings: \$1.7 billion

Created in 1965, the NEA and NEH have become examples of dabbling in fields that should be entirely free from government intervention. As lawmakers look to downsize the federal budget, NEA and NEH should be easy cuts. But getting them on the chopping block will be difficult, because special interest groups and their political allies fight for every drop of funding.

For example, then-Senate Majority Leader Harry Reid (D-Nev.) helped defeat H.R. 1, the full-year continuing resolution for FY 2011, which, among other spending reductions, defunded the NEA and the NEH. On March 8, 2011, Sen. Reid described the proposed termination in a Senate floor speech as “mean-spirited,” stating that, were it not for the NEH’s federal money, the Cowboy Poetry Festival and “the tens of thousands of people who come there every year, would not exist.” This earned Sen. Reid CAGW’s “Porker of the Month” in March 2011.

Sen. Jeff Flake (R-Ariz.) [identified](#) dozens of absurd NEH and NEA expenditures in his 2016 *Wastebook: Porkemon Go*, such as \$206,000 for monkey puppet shows and \$1.7 million for a Hologram Comedy Club.

Plays, paintings, pageants, and scholarly articles, regardless of their merit or attraction, should not be forcibly financed by taxpayers. Actors, artists, and academics are no more deserving of subsidies than their counterparts in other fields; the federal government should refrain from funding all of them. Anything else is anathema to taxpayers.

XII. OTHER RECOMMENDATIONS (continued)



Eliminate the Appalachian Regional Commission (ARC)

1-Year Savings: \$152 million
5-Year Savings: \$760 million

The ARC was [created](#) by Congress in 1965 to “bring the 13 Appalachian states into the mainstream of the American economy.” The commission represents a partnership of federal, state, and local governments, and covers all of West Virginia along with portions of Alabama, Georgia, Kentucky, Maryland, Mississippi, New York, North Carolina, Ohio, Pennsylvania, South Carolina, Tennessee, and Virginia. The ARC provides funding for several hundred highways and development projects throughout the Appalachian region. The commission is [duplicative](#) of dozens of other programs that exist at the federal, state, and local levels, and unfairly focuses on a region of the country that is no more deserving than other impoverished areas.

Since FY 1995, the ARC has received eight earmarks totaling \$221.5 million for projects in Alabama, Kentucky, and West Virginia.

XII. OTHER RECOMMENDATIONS (continued)



Eliminate the Denali Commission

1-Year Savings: \$10 million

5-Year Savings: \$50 million

Congress created the Denali Commission in 1998 to build infrastructure in rural Alaska. Former President Obama [targeted](#) the commission's federal funding for elimination in his FY 2012 budget. His administration argued that Denali projects are not funded through a competitive or merit-based system, and that at least 29 other federal programs could fulfill the commission's mandate. The commission's inspector general, Mike Marsh, [stated](#) in September 2013 that "I have concluded that [my agency] is a congressional experiment that hasn't worked out in practice. ... I recommend that Congress put its money elsewhere."

A September 2014 GAO [report](#) found that the Denali Commission Office of Inspector General (OIG) provided extremely limited oversight of the commission's major programs during FYs 2011-2013. According to the report, "analysis of the 12 inspections completed by the OIG found that the OIG provided oversight for \$150,000 of the \$167 million in grant funds disbursed during fiscal years 2011 through 2013." The amount of funding inspected by the OIG added up to less than 1 percent of grants awarded by the Denali Commission over this period.

Regular readers of CAGW's *Congressional Pig Book* know that the program has long been heavily earmarked. Since FY 2000, 27 projects worth \$335.1 million have been earmarked by members of Congress for the Denali Commission, including Senate Energy and Water Appropriations Subcommittee member Lisa Murkowski (R-Alaska), former Sen. Mark Begich (D-Alaska), Rep. Don Young (R-Alaska), and the late Sen. Ted Stevens (R-Alaska).

The commission's statutory authorization expired on October 1, 2009. It is time for the federal appropriation to disappear as well.

XII. OTHER RECOMMENDATIONS (continued)



Privatize Fannie Mae and Freddie Mac

1-Year Savings: \$0

5-Year Savings: \$0

When they were taken under government conservatorship in 2008, Fannie Mae and Freddie Mac were government-sponsored enterprises (GSEs) with special benefits not afforded to other firms in the secondary mortgage market, including lines of credit through the U.S. Treasury, exemption from income taxes, and some freedom from Securities and Exchange Commission oversight. Their biggest advantage was their implicit federal guarantee; in a crisis, Uncle Sam was assumed to be willing to step in to bail out the mortgage giants, which allowed Fannie and Freddie to borrow at lower rates than would otherwise have been possible.

By 2003, Fannie and Freddie had [accrued](#) more than \$4 trillion in debt, but supporters in Congress were unfazed. Former Rep. Barney Frank (D-Mass.) [stated](#) that the two GSEs do what "the market in and of itself will not do," and added that he would like to "roll the dice a little bit more in this situation towards subsidized housing." On September 6, 2008, with their shares having lost 90 percent of their value, the GSEs were placed in conservatorship by the U.S. Treasury. Then-Treasury Secretary Henry Paulson [attributed](#) the need for the action "primarily to the inherent conflict and flawed business model embedded in the GSE structure."

Even after taxpayers were forced to bailout Fannie and Freddie to the tune of \$187 billion, their losses continue to this day, including a [loss](#) of \$3.6 billion for Freddie Mac alone in FY 2015.

An August 2017 Federal Housing Finance Agency [report](#) found that Fannie and Freddie would need \$99.6 billion in taxpayer bailout funds "in the event of a new economic crisis."

The federal government should disentangle taxpayers from Fannie Mae and Freddie Mac before they are put on the hook for future bailouts.

XII. OTHER RECOMMENDATIONS (continued)



Reform the Federal Housing Administration (FHA) and Retain its Original Purpose

1-Year Savings: \$0

5-Year Savings: \$0

The FHA runs a \$1 trillion mortgage insurance program that was originally designed to help low- and moderate-income individuals buy houses if they cannot provide a 20 percent down payment. FHA is the largest single provider of mortgage insurance and has a 100 percent guarantee of payment to lenders, should the homeowner default.

Historically, FHA has controlled about 10-20 percent of the mortgage market. But after Congress increased the size of mortgages the agency could insure from \$360,000 to \$625,000, FHA controlled about 60 percent of the low down payment mortgage market from 2008-2010. That means the income eligible for FHA mortgage insurance went from the national average of about \$64,000 to \$110,000. Put another way, more than twice as many people can get FHA insurance than they could before the income limit was raised.

At the same time that eligibility has exploded, FHA has faced serious solvency problems, culminating in a \$1.7 billion bailout from the Treasury at the end of 2013. Overall, CBO estimates that FHA insurance cost taxpayers \$15 billion from 2009-2012. Nonetheless, the agency's website falsely claims it is the only federal entity that operates entirely on fees and costs the taxpayers nothing.

Even with all the taxpayer money that has been thrown at the agency, FHA is seriously undercapitalized. The law says the agency needs to keep 2 percent cash on hand, or about \$18-\$20 billion, but, as of the beginning of 2015, it had less than half of 1 percent, or \$4.7 billion.

XII. OTHER RECOMMENDATIONS (continued)

FHA could be self-sustaining if it charged enough in premiums and fees. Instead, on January 28, 2014, FHA lowered its mortgage insurance premium by 37 percent, from 1.35 to .85 percent, and it is estimated that it will [reach](#) the required 2 percent capitalization sometime in 2017 at the earliest.

During 2014, private mortgage insurers made headway in chipping away at FHA's market dominance, going from rough equilibrium to recapturing about 10 percent or more of FHA's business by year end. But the premium reduction makes FHA insurance cheaper and preferred for many borrowers who would otherwise have used private mortgage insurance. And, as always, FHA insurance can be transferred to a new owner when a home is sold, unlike private insurance.

FHA should return to its original mission: insure loans for individuals of modest means, either through income tests or limits on the size of the mortgage. The private sector and private capital are perfectly capable of taking care of everything else.

XII. OTHER RECOMMENDATIONS (continued)



Privatize the United States Postal Service (USPS)

1-Year Savings: \$0

5-Year Savings: \$0

“The stark reality is that USPS’s business model is broken,” stated a September 2011 GAO [report](#). Indeed, as many countries around the world have moved away from state-owned to private postal services, the USPS remains intransigent. Even worse, the agency wants to double down and enter into a series of new ventures that compete with existing private-sector businesses, rather than transition its core operations into private hands.

The “broken” business model includes massive financial and management failures. In FY 2016, the USPS lost [\\$5.6 billion](#) despite an increase in revenue. The agency has lost a total of [\\$63.6 billion](#) over the last decade.

These numbers do not tell the entire story, since they do not include approximately \$46 billion in additional obligations for pensions and retiree health benefits. In addition, the USPS has reached its statutory borrowing limit of \$15 billion.

According to a September 22, 2014, CRS report, since FY 2006, “Mail volume has dropped sharply — to 158.4 billion pieces in FY 2013. Mail volume, then, was 21.7 percent lower in FY 2013 than in FY 2003, and 25.7 percent below its FY 2006 peak.” Volume is projected to continue to decline as a result of the ongoing migration of communications and transactions to overnight services and the Internet.

According to a November 2014 GAO [report](#), USPS has a \$72 billion operating budget and labor costs are \$56 billion, or 78 percent of the total. According to GAO, between 2006 and 2013, the USPS winnowed its workforce from approximately 796,000 to 618,000 employees, or about 22 percent. Total work hours also decreased by 27 percent, from 1.5 billion hours to 1.1 billion hours, during that timeframe. Yet, the agency’s

XII. OTHER RECOMMENDATIONS (continued)

personnel expenses didn’t decline concomitantly. Instead, increased cost-of-living allowances, richer benefit packages negotiated with its unions, and a steady rise in healthcare costs will cause the USPS to spend \$2 billion [more for personnel](#) in FY 2015 than it did in FY 2014.

Reforming the USPS and moving its operations to the private sector will require restricting the agency to its statutory mail delivery mission; granting appropriate flexibility to downsize and reconfigure its workforce; modernizing its sclerotic, inefficient internal operations and work rules; and, outsourcing more of its operations to cost-efficient private contractors. In addition, the agency’s finances must be made far more transparent in order to assure that it adheres to the statutory prohibition against using funds from its monopoly operations to start new businesses.

Unfortunately, the agency’s regulator, the Postal Regulatory Commission (PRC), seems more interested in allowing the Postal Service to engage in questionable ventures, such as the overnight delivery of groceries and other packaged goods, than in fixing its core problems. The PRC approved the new delivery business in October 2014, despite the abject failure of a “Metro Post” service in New York and San Francisco that earned a meager \$760 while incurring costs of \$10,288 after delivering 95 packages over five months. Beyond these ventures, both the USPS inspector general and several members of Congress have suggested that the USPS expand its “financial” services from money orders to non-banking financial services such as bill paying, check cashing, and payday loans.

The USPS has enough trouble doing what it is supposed to do – deliver the mail. It should not be trying to deliver anything else beyond rightsizing its business model and becoming fiscally solvent.

XII. OTHER RECOMMENDATIONS (continued)



Support the Federal Communications Commission's (FCC) Efforts to Open the Internet

1-Year Savings: \$0
5-Year Savings: \$0

On February 26, 2015, the three Democratic commissioners at the Federal Communications Commission (FCC) ignored two prior court decisions on net neutrality, and [approved](#) the Open Internet Order (OIO) to use Title II of the Communications Act of 1934 to regulate the internet as a common carrier. In other words, the vibrant and competitive Internet would be regulated like the stodgy American Telephone and Telegraph Company when it was a monopoly telephone provider.

The reclassification of the internet under the OIO was not about net neutrality. It was instead a decision to apply several provisions of Title II to internet service providers (ISPs), which resulted in stripping the Federal Trade Commission (FTC) of its jurisdiction over consumer protection and privacy for internet service subscribers, even though the FTC had been adequately protecting consumers online.

Prior to the FCC action, the internet flourished largely due to a “light regulatory touch” and lack of government interference that began during the Clinton administration. According to USTelecom, the [private sector](#) invested more than \$1.5 trillion in broadband between 1996 and 2015, \$750 billion of which was used to build wireline infrastructure. In 2015, private sector broadband investment was \$76 billion.

On May 18, 2017, the FCC [adopted](#) a notice of proposed rulemaking (NPRM) that seeks to rescind the Title II reclassification and restore internet freedom under the same light touch regulatory mechanism that allowed the internet to thrive for decades.

On July 14, 2017, CAGW filed [comments](#) with the FCC in support of the NPRM, which noted that the adoption of the OIO was a misguided attempt to solve a crisis that didn't exist, and fully supported reinstating the classification of internet services as information services under Title I of the Communications Act of 1934.

XIII. GOVERNMENT-WIDE AND MULTI-AGENCY RECOMMENDATIONS



Sell Excess Federal Real Property and Reform Leasing Practices

1-Year Savings: \$3 billion
5-Year Savings: \$15 billion

Due to a combination of negative incentives and unnecessary red tape, selling federal real estate is a long, costly process. Reforms are essential, because Uncle Sam owns more real property than any other entity in America: 900,000 buildings and structures covering 3.38 billion square feet. A June 2012 GAO report [estimated](#) that 77,000 federally-owned properties are underutilized or entirely vacant. OMB has estimated that maintenance on such properties [costs](#) taxpayers \$1.7 billion annually.

When the General Services Administration (GSA) Public Buildings Service reports a property as excess, that property must first be screened for use by other federal agencies. If another agency wants it, that agency gets it. If the property goes unclaimed by every eligible agency, according to Title 40 of the U.S. Code and the McKinney-Vento Homeless Assistance Act, it must be screened for use by providers of homeless shelters, who can use the property for free. If shelters are not interested, the property is screened for other public uses and sold for up to a 100 percent discount of market value. Finally, if no public use can be identified, the property is auctioned and sold. That process is upside down: the government should first try to sell the property and give it away only if there is no other alternative.

The government's current leasing practices are also problematic; they have been on the GAO's [high risk list](#) since January 1, 2003. A March 2014 GAO [report](#) reviewed case study projects from four agencies which rank in the top 10 in federal real property holdings. The GAO found that the federal government can end up spending more money on renovation costs and lease payments over the course of a long-term lease than it would if it just paid the initial contract price and bought the building outright.

A July 15, 2015, GAO [report](#) found that “GSA's progress toward a sustainable portfolio is unclear because GSA has not assessed the gap between the performance the portfolio needs to exhibit to be sustainable and its current performance.”

XIII. GOVERNMENT-WIDE AND MULTI-AGENCY RECOMMENDATIONS (continued)

The GSA also operates the [Federal Buildings Fund](#) (FBF), which is funded by rent received from other agencies. The [balance](#) of the FBF, which is used to fund alterations, repairs, and construction projects, increased from \$56 million in FY 2007 to \$11.3 billion at the end of [FY 2016](#), because Congress has provided less money than requested by the executive branch and generated by the FBF. The obligational authority for repairs and alterations declined from \$855 million in 2005 to \$10.3 million in [FY 2017](#) and, as a result, even though the agency has access to a large amount of money, it claims to be unable to provide sufficient resources to handle all needed alterations, repairs, and construction.

XIII. GOVERNMENT-WIDE AND MULTI-AGENCY RECOMMENDATIONS (continued)



Eliminate the Export-Import Bank (Ex-Im Bank) and the Overseas Private Investment Corporation (OPIC)

1-Year Savings: \$0

5-Year Savings: \$0

The Ex-Im Bank is an independent government agency founded in 1934 in an effort to encourage U.S. exports. In FY 2016, the Ex-Im Bank [provided](#) \$5 billion in taxpayer-backed direct loans, guarantees, and export-credit insurance to private firms and foreign governments.

Ex-Im Bank's supporters claim that the bank does not cost anything. By using the accounting method prescribed by the Federal Credit Reform Act (FCRA) of 1990 to evaluate the bank's cost, proponents claim the bank will save taxpayers \$14 billion over the next decade. However, a May 2014 CBO [report](#) found that when the more traditional fair value accounting method is used, Ex-Im Bank is estimated to have a 10-year cost of \$2 billion.

Proponents also state that the Ex-Im Bank makes loans that private sector lenders would not, creates jobs, and costs taxpayers nothing. Each of these statements is untrue. The largest beneficiaries of the Ex-Im Bank's largesse are major corporations that have no trouble receiving financing from private sources. The bank has become the most egregious example of corporate welfare in the country. It has been [referred](#) to as "Boeing's Bank," partly because Boeing received 65 percent of the Ex-Im Bank's \$15.3 billion in 2010 financing. The Ex-Im Bank has also made loans to Caterpillar, Chevron, Dell, Emirates Airlines, and Halliburton, all of which borrow regularly from private lenders and are stable, profitable concerns.

OPIC attempts to augment the Ex-Im Bank's import insurance program by providing financing and insurance against political risk in countries where American firms invest. In doing so, the U.S. government subsidizes multinational corporations' risky investments in unstable places where they are less likely to pay off. OPIC loans and insurance subsidies go to

XIII. GOVERNMENT-WIDE AND MULTI-AGENCY RECOMMENDATIONS (continued)

companies such as Kimberly-Clarke, Levi-Strauss, and Magma Copper Company, which have no trouble getting private loans and insurance.

Critics of OPIC range from the Cato Institute and the Heritage Foundation on the right to Corporate Welfare Watch on the left. Ending taxpayer support for both OPIC and the Ex-Im Bank would be an essential step away from corporatism toward free markets.

After the bank's charter lapsed on June 30, 2015, Congress [reauthorized](#) this icon of corporate welfare on October 27, 2015. The bank's charter now runs through September 30, 2019.

XIII. GOVERNMENT-WIDE AND MULTI-AGENCY RECOMMENDATIONS (continued)



Increase Use of Software Asset Management (SAM)

1-Year Savings: \$0

5-Year Savings: \$0


The federal government can save money by reducing the number of unnecessary or excessive information technology (IT) software licenses, many of which are bought because the government is unable to keep track of which licenses its agencies currently own or use. A July 19, 2011, GAO [report](#) criticized government agencies' inventory management of data centers, noting that 15 federal agencies did not list all their software assets in their reports.

The procurement and utilization of software licenses should be routinely and systematically managed through the use of SAM tools. SAM auditing systems can ensure that chief information officers and purchasing agents are aware of existing software licenses and document usage in order to make smarter purchasing decisions. In other words, SAM can prevent agencies from buying products that they already possess and protect licensing agreements from being violated by ensuring that only authorized users are working with the software.

Provisions to improve SAM within the federal government were included in the House-passed version of H.R. 1232, the Federal Information Technology Acquisition Reform Act (FITARA). However, this provision was removed from the final version of FITARA included in the omnibus appropriations bill that was signed into law on December 16, 2014.

Citizens Against Government Waste is a private, nonpartisan, nonprofit organization representing more than one million members and supporters nationwide. Nothing written here is to be construed as an attempt to aid or hinder the passage of any bill before Congress. *Prime Cuts* is a registered trademark of Citizens Against Government Waste.

This booklet was written by CAGW Director of Communications Curtis Kalin and Director of Research Sean Kennedy, and edited by President Thomas A. Schatz.



1100 Connecticut Avenue, NW
Suite 650
Washington, D.C. 20036

1-800-Be-Angry

www.cagw.org